

Visible Solutions  
**YOUR SAFETY**



# IMO CATALOGUE

2024- 2025







**“Take a step towards  
a safer environment  
with our  
Visible Solutions”**

Dear customers, partners and friends,

You have before you the latest edition of our IMO Catalogue, edition 2024-2025. This is our third edition of Signwell IMO Catalogue. In this catalogue we have been focusing a bit more on our most innovative products, such as our 100% recyclable environmentally friendly IMO signage nevertheless **The New Generation Low Location Lighting System, LightLine XXL**. Larger updates have been done on the chapter of the Electrical Powered Low Location Lighting System as well.

## Product development & innovation

During the past two years development and small improvements have been done on our products. New products and services have been applied to our range that you will find in this catalogue. The most striking phenomenon that is unfortunately increasing and can cause a lot of damage are the EV car fires on board the ferries and car carriers. Our Fire Isolator concept provides a quick solution to prevent additional damage and gain time until the EV can be safely submerged. With a complete concept, including professional training we offer ferry operators, car carriers a proven concept. Also our LED Escape Signs can be considered innovative, as these LED Escape Signs maintain a clear visibility for over 3 hours even without emergency power.

## Safety signage implementation and measurements

It is clear that a consistent and effective safety signage system is more than just a collection of signs. At Signwell we combine our decades of field experience and knowledge in implementing an effective and compliant safety signage system with a complete range of our high-quality premium signage that ensures a low total cost of ownership and that comes with a 10 year warranty.

Signwell takes care of the entire process. Everything from planning to realisation of your safety signage system including Low Location Lighting and safety signage. Our team will do the engineering and layout and produce the Safety signage and LLL in our production facilities, in order for us to adequately realise your deliveries and projects. At Signwell we produce our products by appropriate quality requirements, to endure the environment and desired life span. Our professional installation team specialized in complete Escape Route Guidance Systems, which Low Location Lighting Systems are a crucial part of, will take care of the implementation, and make sure that the 3L System and safety signs are installed correctly.

Are you interested in The New Generation Low Location Lighting System? Tired of your old Low Location Lighting System consisting of both PVC PL inserts and damaged aluminium profiles?  
Contact our team today and get started: [sales@signwell.fi](mailto:sales@signwell.fi)



**Martin Holmström**  
Managing Director, Owner









# TABLE OF CONTENT

## **SOLAS MARITIME SAFETY PRODUCTS . . . . . 6**

• Introduction . . . . .	7
• Hydrostatic Release Unit (HRU) & Hooks . . . . .	8
• Liferaft or Rescue Boat Hook PX01 . . . . .	10
• Liferaft Hook PX02 . . . . .	11
• Rescue Boat Hook PX03 . . . . .	12
• Emergency Escape Breathing Device (EEBD) & EEBD Cabinet . . . . .	13
• Self-Contained Breathing Apparatus (SCBA) . . . . .	14
• Rolalux VH01 Roll-down Cassette . . . . .	15
• Fire Plan Container . . . . .	16
• International Shore Connection & Box . . . . .	17
• BESTO Inflatable Twin Chamber lifejacket . . . . .	18
• BESTO Inflatable Professional Style lifejacket . . . . .	19
• Lifejacket Light . . . . .	20
• Lifebuoy Light . . . . .	21
• Pilot Ladder . . . . .	22
• Embarkation Ladder . . . . .	23
• Magnet Ladder Locker . . . . .	24
• Pneumatic Ladder Locker . . . . .	25
• Pneumatic Line Thrower . . . . .	26
• Emergency Leak and Seal Repair Kit (ELS Kit) . . . . .	27
• Asbestos Safety Kit . . . . .	28

## **FIRE ISOLATOR EV-CAR FIRE PROTECTION . . . . . 30**

### **SOLAS MARITIME SAFETY TAPES . . . . . 34**

• Introduction . . . . .	35
• Spray Stop Anti-Splashing Tape . . . . .	36
• Spray Stop Anti-Splashing Tape 50+ . . . . .	37
• Spray Control Tape . . . . .	38
• Drip Stop Tape - None Leak Tape . . . . .	39
• Pipe Repair Tape . . . . .	40
• SolasFlex Retro Reflective Tape . . . . .	42
• Marine Reflective Tape . . . . .	43
• Safety Marking Tape Reflective . . . . .	44
• Anti-Slip Tape . . . . .	45
• Floor Marking Tape . . . . .	46
• Barrier Tape . . . . .	47
• LightLine Photoluminescent Tapes . . . . .	48
• Safety Marking Tape Photoluminescent . . . . .	50
• Security Seal Tape . . . . .	51
• Biosoluble Heat Stop Tape . . . . .	52
• Corrosion Stop Zinc Tape . . . . .	53
• Rust Stop Petro Tape . . . . .	54
• Hatch Cover Blueliner Tape . . . . .	55
• Foam Mounting Tape . . . . .	56

## **IMO SAFETY SIGN SYSTEM PRODUCTS . . . . . 58**

• Introduction . . . . .	59
• Electrical Escape Signs . . . . .	60
◦ Electrical Escape Signs . . . . .	61
◦ Maritime SafeSign LED Escape Sign . . . . .	62
◦ Explosion Proof LED Large Escape Sign . . . . .	64
• Low Location Lighting . . . . .	65
◦ Low Location Lighting System . . . . .	67
◦ Rules and Regulations . . . . .	67
◦ The New Generation Low Location Lighting . . . . .	70
◦ The New Generation VS profile + insert . . . . .	71
◦ Aluminium Profiles & Inserts . . . . .	74
◦ LightLine Photoluminescent Tapes . . . . .	75
◦ Low Location Lighting Mini Symbols . . . . .	76
◦ Additional and other LLL Products . . . . .	79
◦ Electrical Low Location Lighting . . . . .	81
◦ Installation, Measurement & Certification . . . . .	85
• Introduction Safety Signs & Posters . . . . .	87
◦ Standard Signs Product Range . . . . .	90
◦ Escape Route Signs . . . . .	91
◦ Rescue Signs . . . . .	101
◦ Fire Fighting Signs . . . . .	106
◦ Fire Control Signs . . . . .	112
◦ Warning Signs . . . . .	121
◦ Prohibition Signs . . . . .	126
◦ Mandatory Signs . . . . .	132
◦ Multiple Signs . . . . .	138
◦ Multiple Signs Custom Made . . . . .	147
◦ Cardeck Signs . . . . .	149
◦ Safety Instruction Signs . . . . .	151
◦ Displays of Safety Instructions & Safety Plans . . . . .	153
◦ ISPS Signs . . . . .	154
◦ IMO Posters . . . . .	156
◦ Tie Tags . . . . .	161
◦ Public Information Signs . . . . .	162
◦ Signal Flags . . . . .	164
◦ Mounting Materials . . . . .	165

## **PIPE MARKING . . . . . 167**

• Introduction . . . . .	168
• Pipe Marking Requirements . . . . .	168
• Pipe Marking Quality Levels . . . . .	169
• Elements of Pipe Marking Design . . . . .	169
• Single Color Pipe Marking . . . . .	169
• Maritime Pipe Marking Color Coding . . . . .	170
• PolyesPro® Pipe Marking . . . . .	173
• PreCoiled Removable Pipe Marking . . . . .	174

## **SAFETY SIGNAGE IMPLEMENTATION & CERTIFICATION . . . . . 175**



# SOLAS MARITIME SAFETY PRODUCTS





## SOLAS MARITIME SAFETY PRODUCTS

### INTRODUCTION

Life-saving products are of great importance in operating safely at sea, whether on a ship or at an offshore location. Choosing the right equipment to protect your personnel, guests or materials is the most important task of any ship owner or offshore asset owner, while always looking for value-for-money: the highest quality for the lowest price.

#### **Certified and approved safety products that you can rely on**

We offer a selective range of Safety Products for the marine and offshore market to protect your people and your business. All of our products come with all the required certificates and approvals and are priced on a very competitive level. We aim to be at the forefront of maritime safety and are constantly developing (both inhouse and in cooperation with our trusted partners-suppliers) new products based upon our solid reputation for quality and innovation. One thing we never compromise on, is our quality. All our maritime safety products meet the strictest standards for design, testing, documentation, are compliant with local regulations and international standards. Signwell offers safety products that are cost-efficient, easy to use and above all, will give the owner and user peace of mind. All our maritime safety products are globally available through an extensive network of stockists and distributors.

#### **Our experience and quality is your advantage**

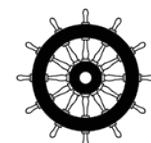
Signwell was established in 1996 and is a member of the International Ship Suppliers & Service Association. The people behind the company do have decades of experience and knowledge within the Maritime Industry. We understand the importance of reliable, accessible and good price-quality ratio products, services and utmost our Turn-key solutions. Our products meet all the international quality standards and hold all relevant certificates and approvals. As a result, they are recognized by most benchmark systems and regulatory authorities within the Maritime Industry.



#### **Environment, health and safety**

Signwell as a company is dedicated to environmental safety and health, at all levels of its operation, from manufacturing to installation. Because of this, we have our own Environmental, Health and Safety policies. These are part of the Signwell company policy, and reflect our principles of running a sustainable business.

- Creating a safe working environment for all employees and stakeholders
- Minimizing the carbon footprint
- Integrating EHS elements into Research & Development strategies for all company products and systems
- Continuous measurement, monitoring and improvement of EHS performance





## SOLAS MARITIME SAFETY PRODUCTS HYDROSTATIC RELEASE UNIT (HRU)



### General description

Seamate Ve-1 Hydrostatic Release Unit or HRU is a pressure activated mechanism designed to automatically deploy that clears your life raft or EPIRB to float up to the surface. In the exceptional situation a vessel sinks, the HRU will activate and release the life raft or EPIRB on a depth between 1,5 and 4 meters.

The pressure of the water on the casing causes a knife to cut through a rope and thereby releasing the life raft. This same principle applies on the HRU for EPIRB's, whereby the bracket which holds the EPIRB is released. The EPIRB model is delivered with the bolt and nut to connect the EPIRB to your vessel.



HRU basic model  
6 up to 150 pax  
HRU001-L

All HRU models have the same compact universal size to save space and are DNV and Wheelmark approved. The different HRU models do not require any maintenance, spare parts or separate service intervals.

The product should only be replaced every 3 years during the standard service interval of the life raft or EPIRB. Because of the simple and quick assembly of the HRU, downtime on shore is reduced to an absolute minimum.

### Technical data

Dimensions: 165 x 75 x 65 mm  
Weight: Approx. 0,25 kg

### Benefits & Features


The innovative design and the high quality of our HRU's increased the reliability, which is why the SeaMate Ve-1 has an expiry life of 3 years and can be used in all weather conditions, from extreme heat to the polar environment. This means you only have to replace the HRU every 3 years, instead of 2 years which is the standard. Besides cost saving, 3 years expiry also reduces the environmental impact.

We can provide you with five different HRU models, each with a different application. A basic model for 6 to 150 pax, a basic model for 1 to 12 pax, an EPIRB model, a remote released model and a combi model.




 HRU epirb model  
 HRU002-E

 HRU mini model  
 1 up to 12 pax  
 HRU003-M

 HRU remote released model  
 HRU004-R

 HRU combination model  
 HRU005-C

## HRU HOOKS

Signwell can supply you with various hooks which are suitable for our HRU-models and are made out of seawater resistant SS316 Stainless Steel. They have a breaking strength that complies with the ISO regulations ISO6892. All hooks are packed in sets of 10 pieces.


 HRU carabineer  
 HRUHK-CA

 HRU sliphook  
 HRUHK-SL

 HRU shackle  
 HRUHK-SH

### Approvals

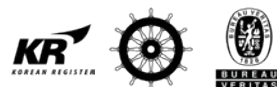
- Russian Register
- DNV
- USCG
- Korean Government

### Standards

- In compliance with ISO 15734

Article number	Description	IMPA	ISSA
HRU001-L	Seamate HRU for liferafts 6-150p	330119	4700802
HRU002-E	Seamate HRU for epirb bolt	330126	4700803
HRU003-M	Seamate HRU mini for liferafts 1-12p	330126	4700803
HRU004-R	Seamate HRU remote released model	330126	4700803
HRU005-C	Seamate HRU combination model	330119	4700802
HRUHK-CA	HRU carabineerhook (10 pcs)	-	-
HRUHK-SL	HRU sliphook (10 pcs)	-	-
HRUHK-SH	HRU shacklehook (10 pcs)	-	-





### General description

Our Liferaft / Rescue boat hook PX01 is a combined automatic release hook which can handle rescue boats and liferafts up to a safe working load of 35 kN. This hook can be used for rescue boats with a davit load less than 3500 kg and/or a davit launched liferaft up to 40 pax.

The PX01 release hook has two modes of operation to allow for safe evacuation regardless of the conditions:


1. Automatic release when the craft enters the water.
2. Manual release when waterborne if auto-release is not possible due to added load on the reserve boat while being towed or when sea conditions are bad.

### Technical data

Maximum SWL: 3500 kg  
 Material: Stainless steel 316 / Duplex  
 Service life: 5 years

### Benefits & Features

The PX01 will increase safety, as the crew only need to familiarize themselves with one hook, instead of two. There is no second hook, dangerously swinging around when lowering. In distress situations the crew will instantly know which hook to use, as there is only one hook. The most economical solution, why buy two hooks if one is sufficient?



### Approvals

- RINA
- EC Directive 96/98EC on Marine Equipment (MED)


### Standards

- LSA Code for Hooks for Liferaft Launching, as amended MSC.81(70).
- Fully compliant with updated SOLAS requirements as per Resolutions MSC.320(89) and MSC.321(80).

Article number	Description	Dimensions	Weight
RELHK-PX01	Automatic release hook (liferaft/rescue boat) 35kN	260 x 260 x 70 mm	Approx. 8,5 kg
REPL-PX01	Maintenance / Replacement set PX01	-	700 gr

## SOLAS MARITIME SAFETY PRODUCTS

### LIFERAFT / RELEASE HOOK PX02




#### General description

Our Liferaft release hook PX02 is an automatic release hook for davit launched liferafts, which can handle a safe working load of 25 kN. The hook can be operated as an automatic release hook, releasing when the raft enters the water, or as a manual release hook.

#### Technical data

Maximum SWL:	2500 kg
Material:	Stainless steel
Service life:	5 years



#### Approvals

- RINA
- EC Directive 96/98EC on Marine Equipment (MED)

#### Standards

- LSA Code for Hooks for Liferaft launching, as amended MSC.81(70).
- Fully compliant with updated SOLAS requirements as per Resolutions MSC.36(63), MSC.48(66) and MSC.81(70).

Article number	Description	Dimensions	Weight
RELHK-PX02	Automatic release hook (liferaft) 25kN	300 x 190 x 90 mm	Approx. 8,2 kg
REPL-PX02	Maintenance / Replacement set PX02	-	800 gr



### General description

The Rescue boat hook PX03 is a manual release hook for rescue boats, which can handle a safe working load of 15 kN. The hook is easy to operate/maintain and comes with a 5 year service life. The hook is designed to be opened manually and can be operated by one person. By pushing the release handle in the upward position, the hook will open.

### Technical data

Maximum SWL:	1500 kg
Material:	Stainless steel 316 / Duplex
Service life:	5 years



### Approvals

- RINA
- EC Directive 96/98EC on Marine Equipment (MED)

### Standards

- LSA Code for Hooks for Liferaft Launching, as amended MSC.81(70).
- Fully compliant with updated SOLAS requirements as per Resolutions MSC.320(89) and MSC.321(80).

Article number	Description	Dimensions	Weight
RELHK-PX03	Manual release hook (rescue boat) 15kN	260 x 135 x 60 mm	Approx. 4,5 kg
REPL-PX03	Maintenance / Replacement set PX03	-	600 gr



## SOLAS MARITIME SAFETY PRODUCTS

### EMERGENCY ESCAPE BREATHING DEVICE



#### General description

Light, compact and easy to use, our Emergency Escape Breathing Device (EEBD) is perfectly adapted to confined spaces onboard your vessel. It's designed to escape from toxic or oxygen deficit environments, which require easy and immediate donning. The EEBD is packed in a handy carrying bag. Positive pressure in the hood eliminates any risk of inhaling toxic gases. An alarm indicates when the air supply is about to run out.

#### Technical Data

Cylinder working pressure:	210 bar
Cylinder capacity:	3 l
Duration:	15 minutes
Non-pressurized delivery	

#### Benefits & Features

The EEBD is intended to be used to escape from a machinery space and be carried by fire fighters to give personnel in need of assistance. An EEBD is not intended to be used for fire-fighting purposes or entering oxygen-deficit or toxic environments, for firefighters use our SCBA. This EEBD is designed according to Chapter 3 - Fire System Safety Code (FSSC)/2.2. A training version of this EEBD is also available.



Lloyd's Register & ABS approved cabinets.  
To order separate.

#### Approvals (EEBD)

- DNV module B&D
- Wheelmark

#### Standards

- Complies with SOLAS 74 and reg. 11-2/13.3.4 and 13.4.3
- Complies with TS EN 1146/15 incl. A1, A2 and A3

Article number	Description	Dimensions	Weight	IMPA	ISSA
EEBD15	EEBD	530 x 250 x 150 mm	Approx. 6 kg	330438	4721101
EEBDC	EEBD cabinet	762 x 282 x 211 mm	Approx. 4 kg	-	-
EEBDH	EEBD hood	-	-	-	-
EEBDB	EEBD bag	-	-	-	-





### General description

The SCBA is a Self-Contained Breathing Apparatus, with a six liter volume steel cylinder, positive pressure. This self-contained breathing respirator is used by fire-fighters and emergency rescuers. The full package includes a steel cylinder, full face mask, back strap, supply valve, alarm whistle, pressure reducer and completely packed in a carrying bag. The alarm pressure is set at 46 Mpa.

### Technical Data

Pressure: 300 bar  
Cylinder: Alloy steel, 6 l  
Working time: 60 minutes



### Approvals

- DNV MED module B&D
- Wheelmark

Article number	Description	Dimensions	Weight
SCBA-RIZK6/30	Self-Contained Breathing Apparatus	700 x 300 x 480 mm	Approx. 16 kg

## SOLAS MARITIME SAFETY PRODUCTS

### ROLALUX VH01 ROLLDOWN CASSETTE

#### General description

SOLAS regulations require a permanent display of the general arrangement plans on a ship's bridge (GA plan, Fire Safety plan and Escape plan). The Rolalux VH01 Rolldown Cassette gives you the opportunity to store 1 up to 3 different plans in the space. It is required that the general arrangement plans are kept up-to-date. Because of this, the VH01 Rolldown allows for easy replacement of the plans. You can simply remove and replace all three plans in the Rolldown system easily.

Safety and evacuation plans should be permanently available to support the captain and officers on ships above the 20 meters. On the drawings a number of things must be clearly highlighted:


- Where to find the control station on each deck
- Where parts of the ship are enclosed by fire resistant bulkheads
- And the general data of the fire alarm systems

#### Technical data

Material: aluminium anodised

#### Benefits & Features

- Store 1-3 plans in the space
- Easy replacement of plans
- Meets SOLAS regulations (Chapter II-2, Regulation 15.2.4)
- Modern design and solid mechanism
- Ensures a clean, well-arranged bridge
- Wall or ceiling mount possible
- Other dimensions available on request



Article number	Description	Dimensions	Weight
RDCA0	Rolalux VH01 alu for safety plans	1000 x 125 x 130 mm	Approx. 4,5 kg
RDCA0-T	Rolalux VH01 alu incl. 1-3 safety plans	1000 x 125 x 130 mm	Approx. 5,0 kg



**FIRE PLAN CONTAINER**
**General description**

Our Fire plan container is a watertight container that stores a copy of a fire plan and / or an escape route plan. As we've recognized that fire plan containers are damaged easily, we have developed a stainless steel fire plan container, which resists the harsh maritime environment. Fire and safety plans must always be exhibited for the guidance of the ship's crews showing clearly for each deck as required by the SOLAS Chapter II Reg. 15/2.4.1 and 2.4.2.

**Technical Data**

Packaging: 2 containers / box

**Benefits & Features**

- Will last your ships lifetime
- Resistant to weather influences unlike PVC/plastic containers
- Suitable for all the standard plan sizes
- Watertight / marine environment resist
- Stainless Steel container
- Comes with photoluminescent "Fire plan" or "Fire and Safety plan" sign and sticker
- Comes with wall mounting brackets


**Standards**

- Complies with IMO / SOLAS II-2 15/2.4.1 and 15/2.4.2.

Article number	Description	Dimensions	Weight	IMPA	ISSA
FPC	Fire plan container (incl. sign and sticker)	980 x 100 mm	Approx. 2,2 kg	332613	7585200



## SOLAS MARITIME SAFETY PRODUCTS

### INTERNATIONAL SHORE CONNECTION & BOX

#### General description

The goal of the International shore connection is to keep a standby hose attachment to get a connection from shore or from other ships for onboard firefighting, in case there is a total failure of pumps onboard.


While using the International shore connection, the sea water is supplied at a pre-decided pressure and is connected to the ship's fire main.

#### Technical Data

- 1.0 N / mm<sup>2</sup> maximal pressure
- 2" thread

#### Benefits & Features

- Designed to last in the tough marine environment
- BMC glass fiber polyester box, flame retardant
- Cabinet door can be opened both the right and left direction
- Stainless Steel lock and hinges
- Comes with applied SafeSign sign with 5 year warranty, even on outdoor use



Box with flange

Article number	Description	Dimensions	Weight
ISC-C	International shore connection complete (box, flange, sign)	285 x 260 x 70 mm	Approx. 7 kg
ISC-B	International shore connection box	285 x 260 x 70 mm	Approx. 4 kg
ISC-F	International shore connection flange	Ø 175 mm	Approx. 3 kg

**BESTO INFLATABLE TWIN CHAMBER LIFEJACKET**

**General description**

The Besto 300 Newton inflatable twin chamber lifejacket is an automatically operated lifejacket designed in accordance with the latest SOLAS/MED requirements and is designed for use on open sea and in the most extreme weather conditions.

**Technical data**

Wearing size: 43+ kg

Buoyancy: 300N

CO<sub>2</sub> cylinder: 2x 60 g

**Benefits & Features**

- Cordura cover and tailored design
- Strong zipper
- Twin chamber lifevest for optimal safety
- Fleece collar for extra comfort
- Orange and yellow model feature easy wipe clean fabric
- Double crotch strap
- Safety harness
- Standard system: Halkey Roberts V90000 or United Moulders MK5
- Also to be used when wearing heavy protective waterproof clothes


**Approval**

- Wheelmark

**Standards**

- SOLAS 74/96, IMO Res. MSC.48(66) & Res. MSC.54(66) and A689(17).

Article number	Description	Color/model	Dimensions	Weight
LJI-TW-RD	Besto 300N Twin chamber lifejacket	Red	530 x 260 x 50 mm	1,75 kg
LJI-TW-YE-WC	Besto 300N Twin chamber lifejacket	Yellow (wipe clean)	530 x 260 x 50 mm	1,75 kg
LJI-TW-OG-WC	Besto 300N Twin chamber lifejacket	Orange (wipe clean)	530 x 260 x 50 mm	1,75 kg
LJI-TW-RS	Recharge set	-	240 x 115 x 35 mm	0,30 kg



## SOLAS MARITIME SAFETY PRODUCTS

### BESTO INFLATABLE PROFESSIONAL STYLE LIFEJACKET

#### General description

The Besto 300 Newton inflatable professional style lifejacket is an ergonomic offshore working jacket and can be used in the most extreme weather condition. The lifejacket will always rotate the body so the airways are clear of the water.

This model has a good body fit due to the soft outer cover and special neck shape. The collar is strapped onto the back, this gives a comfortable neck fit. Also it gives a good neck/ head support when the jacket is inflated.

The jacket comes standard with a crotch strap to enhance performance and freeboard. The jackets are finished with edge binding all-around and has a floating capacity of 300N. The jackets are available in various colours.

#### Technical data

Wearing size: 40+ kg

Buoyancy: 300N

CO<sub>2</sub> cylinder: 60 g

#### Benefits & Features

- Also to be used when wearing heavy protective waterproof clothes
- Automatic and manual activation
- Two reflective strips for better visibility



Fire Retardant



Article number	Description	Color/model	Dimensions	Weight
LJI-PR-BK-WC	Besto 300N professional style lifejacket	Black (wipe clean)	560 x 300 x 50 mm	1,22 kg
LJI-PR-YE-WC	Besto 300N professional style lifejacket	Yellow (wipe clean)	560 x 300 x 50 mm	1,22 kg
LJI-PR-OG-WC	Besto 300N professional style lifejacket	Orange (wipe clean)	560 x 300 x 50 mm	1,22 kg
LJI-PR-SR-FR	Besto 300N professional style lifejacket	Silver (fire retardant)	560 x 260 x 50 mm	1,20 kg
LJI-PR-RS	Recharge set	-	240 x 115 x 35 mm	0,30 kg



### General description

The automatically water-activated LED lifejacket light with "off" function, is a 5-year SOLAS lifejacket light certified to use Alkaline batteries instead of standard Lithium batteries, simplifying light disposal on expiration. It significantly exceeds the requirements on brightness and duration. It's a very compact and the thin design and equipped with light bubble/ dome, but the integrity of inflatable lifejackets will be maintained. It is delivered with a clip, which fits almost any lifejacket.

The light is deactivated by pressing the power button on the front side. If the light after disruption is brought back to automatic mode, and water contacts are dry, splash water on the contacts and the light goes on again. Activation and deactivation is clearly marked on the label.



### Technical data

Light dome: 4 mm  
Operation life: Min. 24 hours  
Light intensity: 0.75cd light  
Shelf life: 5 years

### Benefits & Features

- Automatically water activated and manual off switch
- High visibility orange color
- Supplied with a clip
- Operating temperature from -1 °C up to +30 °C
- Compatible with almost all standard lifejackets
- Made of waterproof ABS & Polycarbonate



Also available a water-activated LED lifejacket light with Lithium battery (in stead of Alkaline battery) in blue bright color.



### Approval

- Wheelmark

### Standards

- SOLAS/MED
- USCG

Article number	Description	Dimensions	Weight	IMPA
LJL-WA	Lifejacket light Alkaline	62 x 30 x 22 mm	Approx. 44 gr	330143
LJL-WL	Lifejacket light Lithium	52 x 30 x 31 mm	Approx. 24 gr	330143



## SOLAS MARITIME SAFETY PRODUCTS

### LIFEBUOY LIGHT



#### General description

Koyro Lifebuoy light K36 is well known throughout the global market as a reliable and efficient lifebuoy light. Batteries are replaceable and the lifebuoy light comes with brackets. It is designed to withstand the toughest rigours of the maritime environment and is completely watertight, corrosion-resistant and delivers, as a minimum standard, an omnidirectional over 2CD output for a minimum of two hours. The lifebuoy light is marked with SolasFlex Retro Reflective Tape for better visibility.

#### Technical Data

Connecting line: 1,5 m  
Light power source: 1 alkaline battery  
Ignition method: Mercury switch

#### Benefits & Features

- Long lasting
- High visibility
- High safety
- Replaceable batteries
- Includes mounting brackets
- LED light
- Equipped with SolasFlex Retro Reflective Tape



#### Approvals

- Korean Register
- Wheelmark

#### Standards

- Complies with IMO / SOLAS MSC 81(70)
- Complies with MED Directive 96/98/EC and 2002/75/EC

Article number	Description	Dimensions	Weight
LBL-K36	Lifebuoy light K36	79 x 79 x 171 mm	245 gr



### General description

The pilot ladder is used for the pilot and crews getting in and out the vessel in normal situations. The pilot ladder has a spreader which is different from the embarkation ladder. The steps of each ladder are made of hard wood except for the last 4 steps, which are made of rubber.



### Technical data Pilot ladder

Step:	Hardwood (beech wood)
	The 4 lower steps of ladder are made of rubber
Spreader:	Hardwood (beech wood)
Side Ropes:	4 Strand Manila rope
Step Thimbles:	Hardwood (beech wood)
Rope clamp:	Aluminium



### Approvals

- Istituto Giordano
- Wheelmark

### Standards

- Complies with IMO Res. A1045(27), MSC / Circ. 1428
- ISO 799 (2004), SOLAS 74 Conv. as, amended Reg. V23, X/3

Article number	Description	Dimensions
PILOT	Pilot ladder MED approved (custom length)	Please specify required length



## SOLAS MARITIME SAFETY PRODUCTS

### EMBARKATION LADDER



#### General description

An embarkation ladder extending from the deck to the waterline in the lightest seagoing condition under all conditions of a trim of up to 10° and a list of up to 20° either way, shall be provided at each embarkation station or at every two adjacent embarkation stations for survival craft launched down the side of the ship.



#### Technical data Embarkation ladder

Step:	Hardwood (beech wood)
Spreader:	Hardwood (beech wood) Side
Ropes:	4 Strand Manila rope
Step Thimbles:	Hardwood (beech wood)
Rope clamp:	Aluminium

#### Approvals

- Istituto Giordano
- Wheelmark

#### Standards

- Complies with IMO Res. A1045(27), MSC / Circ. 1428
- ISO 799 (2004), SOLAS 74 Conv. as, amended Reg. V23, X/3

Article number	Description	Dimensions
EMBAR	Embarkation ladder MED approved (custom length)	Please specify required length



### General description

Our Magnet ladder locker is designed to create a safer environment for staff & harbour pilots by providing safely removable anchor points for the ladder on the ship's side. The magnets are lightweight for easy handling, yet immensely strong, providing more than 500 KG of lift & pull ratings. The Magnet ladder locker is powder coated in bright orange for high visibility and is made to withstand the marine environment. It has no internal moving parts or entry points for sea water.

### Technical Data

Lift rate: 500 kg  
Pull rate: 520 kg

### Benefits & Features

The release handle will enable crew to remove the magnet from the hull easily and without excessive force. All of our Magnet ladder lockers are standard supplied in a sturdy wooden storage box and comes with an IMO-type instruction poster, Storage Location sign and tightening belts.

### Set consists of:

- 2 pieces of the Magnet ladder locker
- 2 pieces of the Tightening Belt (IMPA 23.20.94)
- Sturdy wooden storage box
- IMO-type instruction poster / self-adhesive backing
- IMO-type location sign / self-adhesive backing



### Approval

- DNV

### Standards

- Complies with IMO / SOLAS A.1045(27)

Article number	Description	Dimensions	Weight
MT500	Magnet ladder locker (2 pcs)	260 x 230 x 90 mm	Approx. 4,3 kg
SSH	Sling with snap hook (2 pcs)	360 x 50 x 5 mm	127 gr



## SOLAS MARITIME SAFETY PRODUCTS

### PNEUMATIC LADDER LOCKER



#### General description

Our Pneumatic ladder is used to secure the bottom is the accommodation ladder or gangway to the ship's side. The locker works with a vacuum pressure, supplied from your deck air supply. The Pneumatic ladder locker is the tool to increase safety on high free board vessels when accommodation ladders are used by the crew or pilots.

#### Technical Data


Lift rate: 300 kg  
 Pull rate: 850 kg  
 Required: Compressor 1 HP or more

#### Benefits & Features

The Pneumatic ladder locker is supplied in a sturdy storage box and comes with IMO type storage sign and instruction poster. Also, an air hose connection is included as well as a tightening belt. A compressor with a minimum of 1 HP is powerful enough to supply this system.

#### Set consists of:

- Pneumatic ladder locker
- Tightening belt (IMPA 23.20.94)
- Sturdy wooden storage box
- IMO-type instruction poster / self-adhesive backing
- IMO-type location sign / self-adhesive backing



#### Approval

- DNV

#### Standards

- Complies with IMO / SOLAS A.1045(27)

Article number	Description	Dimensions	Weight
PNLVE-2	Pneumatic ladder locker	250 x 210 x 100 mm	Approx. 3,2 kg
SSH	Sling with snap hook (2 pcs)	360 x 50 x 5 mm	127 gr



### General description

The BLT 250 Line thrower is a pneumatic system which throws projectiles by a compressed air system. It has 4 interchangeable launchers and the projectiles are easy to refill. Meets the demands of SOLAS/IMO regulation 74/83. Projectiles reaches approximately 250 meters, are only effected from crosswind and reach the maximum speed at the end of the launcher. All items are reusable and shelf life is unlimited. The only cost for four throws, is refilling the cylinder with your air compressor.

### Technical data

Weight throwing unit	8,3 kg
Weight projectile	2,1 kg
Materials	Aluminium, Stainless steel, MS58 Brass, PVC and ABS
Shooting chamber pressure	65 bar
Maximum Recoil	5400N
Average Nozzle Velocity	50,6m/s
Number of shots	4
Aluminium air cylinder pressure	200 bar
Aluminium air cylinder volume	2 l



### Benefits & Features

- No explosion, useable from and into flammable areas
- Complete set (4 projectiles, throwing unit, user manual, sturdy orange carrying bag)
- Optional wooden storage box available



### Approvals

- RINA
- USCG
- Wheelmark

### Standards

- SOLAS/IMO regulation 74/83

Article number	Description	Dimensions	Weight	IMPA
BLT250	BLT 250 Line thrower	1000 x 220 x 200 mm	Approx. 21 kg	331345
BLT250-BOX	Wooden box for BLT 250 Line thrower	1060 x 320 x 320 mm	Approx. 10 kg	331345



## SOLAS MARITIME SAFETY PRODUCTS

### EMERGENCY LEAK AND SEAL REPAIR KIT

#### General description

Our Emergency leak and Seal repair kit is a complete response kit that enables immediate action when situations demand it. Leakage on flanges, on piping or even a leaking drum can be sealed quickly and efficient. A wrench and water are all that's needed to use the ELS kit, no special training is required, but make sure the crew is familiar with the kit and working procedures. The ELS kit is versatile; use it for hazardous and non-hazardous chemical service.

#### The contents of the ELS kit:

- Sturdy plastic carrying box
- Rubber hammer
- Utility knife
- Wooden pins (8 pcs)
- Wooden wedges (8 pcs)
- Speed steel stick
- Fast plastic stick
- Rubber sheet (500 x 500 mm)
- Drip Stop Tape (3 sizes: 25/38/50 mm)
- Spray Control Tape (50 mm)
- Spray Stop Tape (35 mm)
- Pipe Repair Tape (3 sizes: 2",3",4")
- 3 pair of gloves



Article number	Description	Dimensions	Weight	IMPA
ELS-KIT	Emergency Leak and Seal repair kit	475 x 215 x 265 mm	7,2 kg	812368

### General description

Our Asbestos safety kit, is a product to safely remove asbestos debris during the operation of a vessel. This product is used by a vessels crew to remove any harmful asbestos materials in a safe way, while the ship is operating at sea. The kit is not meant to be used for large scale asbestos removal, for example during the docking of the vessel.

All items in the kit are produced according to the EU quality standards for asbestos removal. All parts are approved by certified companies. The kit comes with a clear instruction manual that shows how to use it in a safe and adequate way.

The Asbestos safety kit contains the following items:

- HEPA vacuum cleaner including cleaner bags
- Personal Protective Equipment (PPE)
- Asbestos waste bags
- Asbestos warning stickers
- Duct Tape
- Glue spray
- Spray bottle with impregnating fluid
- Full instruction manual
- All certificates



### Approvals

- KIWA Oesterbaai
- DNV
- RINA
- BUREAU VERITAS
- Lloyd's Register

Article number	Description	Dimensions	Weight	IMPA
ASB-KIT	Asbestos safety kit	610 x 810 x 450 mm	25 kg	330967







# **FIRE** **ISOLATOR**

## EV-CAR FIRE PROTECTION



**FIRE/ISOLATOR** CONCEPT  
**EV FIRE PROTECTION**

## EV FIRE PROTECTION

### ABOUT THE **FIRE/ISOLATOR** CONCEPT

In general, there is no single solution to extinguish EV car fires. Most specialists agree that more than one solution should be available on board ferries or in car parks. Once an EV fire occurs on a ship, the shipowner/captain must be able to reach the nearest port as soon as possible to keep damages to an absolute minimum. In case of an EV on fire in a car park, the goal must be to minimize the collateral damage. Specialists with a long track record of fighting E-fires figured out what the best method to fight an EV fire is in order to have minimum damages towards cargo & passengers. The conclusion was that a combination of different methods delivers the best results. With this best practice, the concept of Fire Isolator was born.

The Fire Isolator Concept holds 5 elements that, when used together, deliver the best results when fighting EV-fires on board ferries or in car parks:

1. The use of a High Temperature resistant Fire Blanket
2. The use of aerosol units that interrupt the chemical chain reactions occurring in the flames
3. The use of a Water Mist lance
4. The use of a thermal imaging camera to monitor the temperature of the burning EV
5. Training of the crew in this concept







### **FIRE/ISOLATOR BLANKET**

The Fire Isolator Blanket is the best way to control and isolate car fires for All-Electric Vehicles (EVs) as well as normal cars. The Fire Isolator Fire Blanket will directly assist in containing the flames, smoke and toxic fumes. The blanket is temperature resistant up to 1600°C, and is easy to place over the vehicle because of the coloured loops. This blanket is available in multiple sizes upon request.



### **FIRE/ISOLATOR AEROSOL UNITS**

Our Aerosol Units are lightweight, hand-held units designed to provide portable fire extinguishing. Aerosol Units are perfect for providing control of the situation together with the Fire Isolator blanket, can save valuable time, prevent a flashover and bring the temperature of the fire down dramatically, to around 200°C.



### **FIRE/ISOLATOR WATER MIST LANCE**

The Fire Isolator Water Mist Lance is your assistant in quickly and efficiently reducing fires in EV vehicles. The Fire Isolator Water Mist Lance can penetrate directly into the battery in an easily accessible location. This method allows water to enter the battery cells directly. The lance only needs to be inserted at a small depth.

Article number	Description	Dimensions	Weight
FI-BL0906	Fire Isolator blanket 0906	9 x 6 m	37 kg
FI-AUCA2	Set of 2 Aerosol units in box	205 x 165 mm	2,1 kg
FI-WMLANCE	Water Mist Lance set	300 x 1350 mm	5,5 kg
FI-BCAM	Thermal camera Bullard		
FI-FAX	Fireman's axe high voltage	900 x 200 x 30 mm	2,6 kg
FI-BOX	Reinforced Plastic Storage Box	1450 x 550 x 450 mm	24,5 kg
FI-KIT	Complete kit: GRP Box, Blanket, case with 2 aerosol units, water mist lance, Axe, Instruction poster	1450 x 550 x 450 mm	72 kg

## FIRE ISOLATOR ACCESSOIRES

For the best implementation of the Fire Isolator concept one should use products from the following range of accessories:



### FIRE AXE HIGH VOLTAGE

The Fireman's Axe High Voltage is designed and tested according to FSS code.  
Material: Steel blade and fiber glass handle  
Insulation: up to 2kV / 12 kV DC voltage



### SAFETY WINDOW HAMMER

Break the Car Window easily with the extremely hard double-head hammer made of high-carbon steel. Also with a seat belt cutter at the bottom of the handle.



### GRP (Fiberglass) Reinforced Plastic Storage box

Storage boxes for both onshore and offshore applications which include life-jackets, emergency equipment or tool sets.  
Other storage boxes available on request.



### COMPLETE FIRE/ISOLATOR KIT

The complete kit consist of: Fire Isolator Blanket, 2 aerosol units in a case, water mist lance, fire axe, safety window hammer and instruction poster.



### FIRE/ISOLATOR THERMAL CAMERA

A thermal imaging camera is a type of the thermographic camera used in fire-fighting. By rendering infrared radiation as visible light, these cameras allow firefighters to see areas of heat through smoke, darkness, or heat-permeable barriers. In the context of the Fire Isolator concept, it is important to monitor the temperature under the fire blanket to see if more aerosol units need to be deployed.

# SOLAS MARITIME SAFETY TAPES





## **SOLAS MARITIME SAFETY TAPES**

### **INTRODUCTION**

As one of the world's leading manufacturers and suppliers of maritime safety tapes, also called SOLAS tapes, we can offer you a wide variety of high quality tapes that are used globally to prevent incidents, protect equipment or personnel, mark or stick to objects. As a ship supplier, shipowner or lifesaving product manufacturer, we offer you the highest quality tapes required and approved by the Maritime and Offshore industry. You can be sure to find the right size, quality and design of Retro-Reflective tapes, Pipe marking tapes, Spray Stop tapes and many other types of tapes.


If you are unsure which of our tape to use for your particular situation, then please refer to our Maritime Tapes Buyer's Guide. In this document we explain and compare each tape to make sure you are using the right tape in each situation. You can read or download this Buyer's Guide on our website under "Catalogues"



## SOLAS MARITIME SAFETY TAPES SPRAY STOP ANTI-SPLASHING TAPE

### General description

Our Spray Stop Anti-Splashing Tape is used for applications in the marine & offshore industry. This high-tech laminated multilayer aluminium tape, has been designed by safety specialists in order to prevent spray outs of hazardous liquids (oil / fuel) from tubing systems. These liquids can cause extremely dangerous situations like fires, explosions or other dangerous situations. According to SOLAS regulations, ships should apply appropriate protection to prevent leakage / splashing of flammable oil from FO, LO hydraulic and other systems.



### Technical data

Maximum pressure:	15 bar
Maximum temperature:	+160 °C continuously +200 °C shortly
Adh. material tolerance:	- 70 °C up to 200 °C
Adhesion:	1000 g / 25 mm
Shelf life:	3 years

Note; other widths available on request

### Approvals

- Bureau Veritas, Lloyd's Register, DNV, RINA, ClassNK, ABS, KR, CCS

### Standards

- Complies with the IMO A653 (16)

Article number	Description	Dimensions	Weight	IMPA
SPST0035	Spray Stop Tape	35 mm x 10 m	0,13 kg	871801
SPST0050	Spray Stop Tape	50 mm x 10 m	0,19 kg	871802
SPST0075	Spray Stop Tape	75 mm x 10 m	0,28 kg	871808
SPST0100	Spray Stop Tape	100 mm x 10 m	0,38 kg	871804
SPST0140	Spray Stop Tape	140 mm x 10 m	0,53 kg	871803
SPST0250	Spray Stop Tape	250 mm x 10 m	0,94 kg	871807
SPST0500	Spray Stop Tape	500 mm x 10 m	1,88 kg	871805
SPST1000	Spray Stop Tape	1000 mm x 10 m	3,75 kg	871806

## SOLAS MARITIME SAFETY TAPES

### SPRAY STOP ANTI-SPLASHING TAPE 50+

#### General description

Our Spray Stop Anti-Splashing Tape 50+ has a slight difference compared to the regular version. Standard Spray Stop Tape will hold pressure up to 15 bar. Spray Stop Anti-Splashing Tape 50+ extends this limit to 50 bar. This means the tape will be particularly suitable for tubing systems that transport liquids under high pressure. Of course this tape can be used under the same circumstances as our standard Spray Stop Anti-Splashing tape.


#### Technical data

Maximum pressure:	50 bar
Maximum temperature:	+160 °C continuously +200 °C shortly
Adh. material tolerance:	- 70 °C up to 200 °C
Adhesion:	1000 g / 25 mm
Shelf life:	3 years



#### Approvals

- Bureau Veritas, Lloyd's Register, DNV, RINA, ClassNK, ABS, KR, CCS



Note; other widths available on request

#### Standards

- Complies with the IMO A653 (16)

Article number	Description	Dimensions	Weight	IMPA
SPST50035	Spray Stop Tape 50+	35 mm x 10 m	0,19 kg	871801
SPST50050	Spray Stop Tape 50+	50 mm x 10 m	0,27 kg	871802
SPST50075	Spray Stop Tape 50+	75 mm x 10 m	0,40 kg	871808
SPST50100	Spray Stop Tape 50+	100 mm x 10 m	0,54 kg	871804
SPST50140	Spray Stop Tape 50+	140 mm x 10 m	0,76 kg	871803
SPST50250	Spray Stop Tape 50+	250 mm x 10 m	1,35 kg	871807
SPST50500	Spray Stop Tape 50+	500 mm x 10 m	2,70 kg	871805
SPST51000	Spray Stop Tape 50+	1000 mm x 10 m	5,40 kg	871806



### General description

Our Spray Control Tape is used to upgrade the safety in your pipeline systems. The protection tape makes surroundings a lot safer. Spray Control is made to prevent damages towards human, machinery and pipes by applying the tapes on flanges & valves at chemical plants. The pre-leak detection would help to save unnecessary expenditure for maintenance and repairing. Compared to Spray Shields & Flange Guards, the product can be directly used without any trial chore.

### Technical data

Max. temperature resistance: -30 °C up to 75 °C  
Pressure resistance: Up to 35 bar  
Material: Multilayer reinforced high grade vinyl



Article number	Description	Dimensions	Weight	Thickness
SPCT0050	Spray Control Tape	50 mm x 10 m	0,3 kg	1 mm
SPCT0100	Spray Control Tape	100 mm x 10 m	0,5 kg	1 mm
SPCT0150	Spray Control Tape	150 mm x 10 m	0,8 kg	1 mm
SPCT0300	Spray Control Tape	300 mm x 10 m	1,5 kg	1 mm

## SOLAS MARITIME SAFETY TAPES

### DRIP STOP TAPE- NON LEAK TAPE

#### General description


Our Drip Stop Tape is easy to use, not using any adhesive components and it will not stick to the hand. The tape is made to stick on components. When applying it needs an overlap of half the width on the tape. The full cure time is approximately 20 – 30 minutes.

Drip Stop Tape can be used even on wet surfaces and pressurized leaking piping up to maximum 3 kg/cm<sup>2</sup>. It will even work under water. When being used in wet areas, it must be winded very tightly. The tape can also be used as a protection layer to prevent corrosion or as electric insulation.



#### Technical data

Tensile strength:	32,8 kg / cm <sup>2</sup>
Elongation at brake:	435%
Volume resistivity:	6,1 x 10,150
Dielectric strength:	21 kV / mm
Dielectric constant:	0,03
Dissipation factor:	2,01



Article number	Description	Dimensions	Weight	Thickness	IMPA
DST025	Drip Stop Tape	25 mm x 10 m	0,1 kg	0,1 mm	812491
DST038	Drip Stop Tape	38 mm x 10 m	0,2 kg	0,1 mm	812492
DST050	Drip Stop Tape	50 mm x 10 m	0,3 kg	0,1 mm	812493



### General description

Our Pipe Repair Tape is a specially developed resin coated glass fiber cloth, which will set also under water. The fiberglass cloth tape is impregnated with a water activated resin prior to packaging. Normal setting time is approximately 20 minutes, depending on the temperature. The activator is normal salt or fresh water. This repair product sets even under water and because of this, it is ideal to use in difficult / wet applications. Our Pipe Repair Tape can be used for corrosion prevention, reinforcement and electrical protection up to 16,000 volts.

### Technical data

Maximum pressure: 10 bar  
Maximum temperature: 150 °C

One pack of Pipe Repair Tape comes with:

- Pipe Repair pouch
- Pipe Repair FastSteel putty
- One pair of protective gloves
- Instruction manual



### Certificate

- Water Regulations Advisory Scheme (WRAS)

Article number	Description	Dimensions	Weight	IMPA
PRT002	Pipe Repair Tape 2"	50 mm x 1,5 m	0,1 kg	812364
PRT003	Pipe Repair Tape 3"	75 mm x 2,7 m	0,2 kg	812365
PRT004	Pipe Repair Tape 4"	100 mm x 3,05 m	0,4 kg	812363







**TYPE II Approved A658(16).**  
**Highly weather resistant for continuous outdoor exposure.**



### General description

Our SolasFlex Retro Reflective Tape is used for the reflection of SOLAS life saving appliances such as life jackets, life rafts or life boats. Our SolasFlex Retro Reflective Tape is an encapsulated lens sheet provided with a flexible and fully transparent plastic foil. The tape is specially designed for the marine / offshore industry, has a long life span, high clarity and anti-elamination. All our reflective tapes consist of an encapsulated optical design with a high reflective value that is clearly visible from every angle, both in dry and wet conditions.

Our SolasFlex Retro Reflective Tape is type II approved according IMO A658(16), this means it can be used indoor as well as outdoor and is suitable for all applications, extreme weather conditions and continuous outdoor exposure.

By applying SolasFlex Retro Reflective Tape the life saving appliances will be highly visible, when for example helicopter lights are used to search for these objects.

**The tape is available as self-adhesive and stitchable.**





### Technical data

Thickness: 0,1 mm

### Benefits & Features

- Three different colors
- Tape reflects a clear bright white light
- High reflectivity over a wide range of entrance angles
- Type 2 Solasgrade reflectivity (indoor/outdoor use)
- Other widths available on request

### Approvals

- USCG, DNV, Wheelmark, Russian Register, Korean Register

### Standards

- Complies with IMO Res. A658(16) and meets USCG specification 46 CFR Part 164.

**Important warning:** reflective tape with a type I approval can only be used on indoor stored lifejackets and life rafts, this is not suitable for lifebuoys, lifeboats and other lifesaving equipment which are exposed to the environment.




Article number	Description	Dimensions	Weight	IMPA	ISSA
SRTA0050	SolasFlex Retro Reflective Tape Adhesive	50 mm x 45,7 m	1,2 kg	330189	4700704
SRTA1220	SolasFlex Retro Reflective Tape Adhesive	1220 mm x 45,7 m	35,7 kg	-	-
SRTS0050	SolasFlex Retro Reflective Tape Stitchable	50 mm x 45,7 m	1,0 kg	-	-
SRTS1220	SolasFlex Retro Reflective Tape Stitchable	1220 mm x 45,7 m	27,7 kg	-	-

## MARINE REFLECTIVE TAPE

### General description

Our high-quality self-adhesive Marine Reflective Tape meets several requirements, such as impact resistance and UV protection. The tape is made up of several layers of minuscule prisms which reflect the light perfectly and can be applied to various materials such as steel, plastic, aluminium, fibreglass, etc.



Article number	Description	Color	Dimensions	Weight
MRTA-050-RD	Marine Retro Reflective Tape adhesive	Red	50 mm x 50 m	1,3 kg
MRTA-050-YE	Marine Retro Reflective Tape adhesive	Yellow	50 mm x 50 m	1,3 kg



### General description


Our Safety Marking Tape Reflective is an engineering grade reflective tape, used to provide safety and protection. Used to highlight hazards, it is over 200 times more reflective than white paint. Suitable for highlighting hazards and danger areas. Gives a 24/7 protection in and on your vessel.

### Technical data

Material: PVC  
 Adhesive side: Single sided  
 Purpose: Warning and marking

### Benefits & Features

- High visibility
- Providing optimal safety to prevent hazardous situations and accidents



Article number	Description	Color	Dimensions	Weight	IMPA
SMTRO50R-R	Safety Marking Tape Reflective right	Red/white	50 mm x 10 m	0,3 kg	-
SMTRO50R-L	Safety Marking Tape Reflective left	Red/white	50 mm x 10 m	0,3 kg	-
SMTR100R-R	Safety Marking Tape Reflective right	Red/white	100 mm x 10 m	0,6 kg	-
SMTR100R-L	Safety Marking Tape Reflective left	Red/white	100 mm x 10 m	0,6 kg	-
SMTRO50B-R	Safety Marking Tape Reflective right	Yellow/black	50 mm x 10 m	0,3 kg	331191
SMTRO50B-L	Safety Marking Tape Reflective left	Yellow/black	50 mm x 10 m	0,3 kg	-
SMTR100B-R	Safety Marking Tape Reflective right	Yellow/black	100 mm x 10 m	0,6 kg	331192
SMTR100B-L	Safety Marking Tape Reflective left	Yellow/black	100 mm x 10 m	0,6 kg	-

## SOLAS MARITIME SAFETY TAPES



### ANTI-SLIP TAPE

#### General description

Our Anti-Slip Tape helps to protect slippery surfaces and to prevent accidents. This tape offers safe working and walking by when applied on stairs and walkways, both indoor and outdoor. Anti-Slip Tape is a mineral coated plastic film with a pressure sensitive adhesive protected by a removable liner. The tape is made using aluminium oxide mineral particles and has a solvent acrylic adhesive material. The tape can be applied in a temperature between 5 °C and 50 °C.

#### Technical data

Thickness: 0,8 mm tape + 1 - 0,2 mm grit  
 Steel adhesion: 1500 g / 25 mm  
 Tensile strength: 6 kg / 25 mm  
 Elongation / break: 2596  
 Application temp: 5 °C up to 50 °C



Article number	Description	Color	Dimensions	Weight
AST0025BK	Anti-Slip Tape	Black	25 mm x 18 m	0,3 kg
AST0050BK	Anti-Slip Tape	Black	50 mm x 18 m	0,6 kg
AST0100BK	Anti-Slip Tape	Black	100 mm x 18 m	1,2 kg
AST0150BK	Anti-Slip Tape	Black	150 mm x 18 m	1,8 kg
AST0050YB	Anti-Slip Tape	Yellow/black	50 mm x 10 m	0,6 kg
AST0100YB	Anti-Slip Tape	Yellow/black	100 mm x 10 m	1,2 kg




## FLOOR MARKING TAPE

### General description

Signwell Floor Marking Tape is a tape that was designed for marking floors and walkways to highlight safety hazards. Our Floor Marking Tape has an extremely high durability towards tough surroundings with its excellent adhesive quality. Marking dangerous areas with this floor tape is the first step to increase safety.

### Technical data

Material:	PVC
Adhesive:	Natural rubber adhesive
Carrier:	0.135 mm
PVC Film Appl. temp:	0-50 °C
Total thickness:	0.15 mm
Temperature:	0-90 °C
Tensile strength:	25 N / cm
Elongation:	150 %



Article number	Description	Color	Dimensions	Weight
FLT050BU	Floor Marking Tape	Blue	50 mm x 33 m	0,3 kg
FLT050GN	Floor Marking Tape	Green	50 mm x 33 m	0,3 kg
FLT050RD	Floor Marking Tape	Red	50 mm x 33 m	0,3 kg
FLT050YE	Floor Marking Tape	Yellow	50 mm x 33 m	0,3 kg
FLT050BK	Floor Marking Tape	Black	50 mm x 33 m	0,3 kg



## SOLAS MARITIME SAFETY TAPES

### BARRIER TAPE

#### General description

Our Barrier Tape can be used for depositing, marking prohibited or dangerous places. The red/white or black/yellow barrier tape is popular because of the striking hazard colors.

#### Technical data

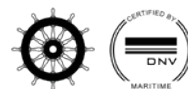
Material: Flexible PVC barrier tape  
 Length: 500 m  
 Weight: 950 gr  
 Adhesion: Non-adhesive  
 Thickness: 0,03 mm

#### Benefits & Features

Barrier tape comes in a convenient dispenser box which allows you to obtain the tape length you need, rip off that part, and store the dispenser box in a suitable place. Ideal for tying to fencing, cones & other fixed points.



Article number	Description	Color	Dimensions
BT080RW	Barrier Tape	Red/white	80 mm x 500 m
BT080YB	Barrier Tape	Yellow/black	80 mm x 500 m



### General description

Signwell manufactures various photoluminescent tapes to indicate escape routes on cruise ships, oil tankers, ferries, roll-on/roll-off ships and many other vessel types. These tapes are being made using PVC, PU or PET materials.

The PU material tape is especially used for applications with rounded surfaces and locations where heavy duty materials are required.

All the photoluminescent tapes comply with the IMO & SOLAS regulations. They have a strong adhesive layer which ensures an extremely good adhesion on many different substrates. The tapes are specially designed for mounting on board of ships and have excellent aging and weather resistant properties. Because of these properties the tapes are suitable for both indoor and outdoor applications/usage. The photoluminescent tapes are not only applicable in the maritime and offshore sector but also in the installation business, such as office buildings and hallways.



### Technical data

Elongation	24%
Weight:	300 g - 40 mm, 375 g - 50 mm, 600 g - 80 mm
Thickness:	0,175 mm
Tensile strength:	Approx. 5 kg

Luminance intensity (mcd / m <sup>2</sup> )	10 min	60 min
Class XXL	200	30
Class XL	100	10



### Approvals

- Wheelmark
- DNV

### Standards

- The product complies with IMO A752(18) and ISO 15370 which include ships and marine technology / low location lighting on passenger ships arrangements.

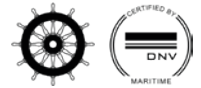
### LightLine Tape PET

Other widths available on request


Article number	Description	Dimensions	Quality	IMPA	ISSA
LLTP040CN	LightLine Tape PET neutral	40 mm x 10 m	XXL	-	-
LLTP050CN	LightLine Tape PET neutral	50 mm x 10 m	XXL	-	-
LLTP080CN	LightLine Tape PET neutral	80 mm x 10 m	XXL	-	-

## SOLAS MARITIME SAFETY TAPES

### LIGHTLINE PHOTOLUMINESCENT TAPES



#### LightLine tape PVC



Article number	Description	Dimensions	Quality	IMPA	ISSA
LLTV040CN	LightLine Tape PVC neutral	40mm x 10mtr	XXL	332014	4752014
LLTV050CN	LightLine Tape PVC neutral	50mm x 10mtr	XXL	-	-
LLTV080CN	LightLine Tape PVC neutral	80mm x 10mtr	XXL	332018	-
LLTV040BN	LightLine Tape PVC neutral	40mm x 10mtr	XL	332014	4752014
LLTV050BN	LightLine Tape PVC neutral	50mm x 10mtr	XL	-	-
LLTV080BN	LightLine Tape PVC neutral	80mm x 10mtr	XL	332018	-



According ISO 15370;  
Only dead-end corridors

Article number	Description	Dimensions	Quality	IMPA	ISSA
LLTV040CA	LightLine Tape PVC arrow	40mm x 10mtr	XXL	-	-
LLTV080CA	LightLine Tape PVC arrow	80mm x 10mtr	XXL	-	-
LLTV040BA	LightLine Tape PVC arrow	40mm x 10mtr	XL	-	-
LLTV080BA	LightLine Tape PVC arrow	80mm x 10mtr	XL	-	-



According ISO15370; Please note; this tape is delivered with 3x ES1032, 3x ES1033, 3x ES1004, 3x ES1005 stickers. Other symbols upon request.

Article number	Description	Dimensions	Quality	IMPA	ISSA
LLTV040CE	LightLine Tape PVC escape direction	40mm x 10mtr	XXL	332024	4752024
LLTV050CE	LightLine Tape PVC escape direction	50mm x 10mtr	XXL	-	-
LLTV080CE	LightLine Tape PVC escape direction	80mm x 10mtr	XXL	332028	-
LLTV040BE	LightLine Tape PVC escape direction	40mm x 10mtr	XL	332024	4752024
LLTV050BE	LightLine Tape PVC escape direction	50mm x 10mtr	XL	-	-
LLTV080BE	LightLine Tape PVC escape direction	80mm x 10mtr	XL	332028	-





### General description

Our Safety Marking Tape Photoluminescent is used to show contours in spaces. The outlines of (emergency) exits, obstacles and areas to be kept clear or for example, fire extinguishers can be marked with luminous Safety Marking Tapes.

The Safety Marking Tapes Photoluminescent complies with the IMO & SOLAS regulations, have a strong adhesive layer and are suitable for both indoor and outdoor applications/usage.



### Technical data

Elongation	24%
Weight:	300 g - 40 mm / 600 g - 80 mm
Thickness:	0,175 mm
Tensile strength:	Approx. 5 kg

Luminance intensity (mcd / m <sup>2</sup> )	10 min	60 min
Class XXL	200	30
Class L	50	7

### Standards

- The product complies with IMO A752(18) and ISO 15370 which include ships and marine technology / low location lighting on passenger ships arrangements.



Other widths available on request

Article number	Description	Dimensions	Quality	IMPA	ISSA
SMTV040CG	Safety Marking Tape PVC green	40 mm x 10 m	XXL	332034	4752034
SMTV080CG	Safety Marking Tape PVC green	80 mm x 10 m	XXL	332038	-
SMTV040AG	Safety Marking Tape PVC green	40 mm x 10 m	L	332034	4752034
SMTV080AG	Safety Marking Tape PVC green	80 mm x 10 m	L	332038	-



Other widths available on request

Article number	Description	Dimensions	Quality	IMPA	ISSA
SMTV040CR	Safety Marking Tape PVC red	40 mm x 10 m	XXL	332054	4752054
SMTV080CR	Safety Marking Tape PVC red	80 mm x 10 m	XXL	332058	-
SMTV040AR	Safety Marking Tape PVC red	40 mm x 10 m	L	332054	4752054
SMTV080AR	Safety Marking Tape PVC red	80 mm x 10 m	L	332058	-



Other widths available on request

Article number	Description	Dimensions	Quality	IMPA	ISSA
SMTV040CB	Safety Marking Tape PVC Black	40 mm x 10 m	XXL	332044	4752044
SMTV080CB	Safety Marking Tape PVC Black	80 mm x 10 m	XXL	332048	-
SMTV040AB	Safety Marking Tape PVC Black	40 mm x 10 m	L	332044	4752044
SMTV080AB	Safety Marking Tape PVC Black	80 mm x 10 m	L	332048	-

## SOLAS MARITIME SAFETY TAPES

### SECURITY SEAL TAPE

#### General description

We offer various layouts of reliable Security Seal Tapes, also called warranty void labels. These are made of tamper evident destructible PET. When using this Security Seal Tape, you can quickly see if your goods have been tampered with. It shows the "OPEN VOID" hidden security message as soon as the warranty tape is removed from the surface of a carton box of other applications. These SecuSeal Tapes seal of and provide extra protection.

Our Security Seal Tape can be applied to a large range of surfaces including paper, card, metal, glass and many more. Void tapes are mainly used for forensic intelligence investigation, military, banking security, aviation security, medical packaging seals, electronic goods protection and other.



#### Technical data

Adhesion:	Pressure sensitive
Minimum Shelf life:	2 years
Thickness:	25 Micron
Color:	Various colour's, layouts and sizes are possible according to the customers demands. Production of individual labels or on roll. Also custom made labels possible.
Material:	PET, Halogen free, NON-PVC

#### Benefits & Features

Security Seal Tapes help you to reveal tampering or unauthorized access. High value goods need to have a security/safety seal. This seal protects the luxury goods from theft and fraud during shipment and storage. Our Security Seal Tapes reveal the hidden security message when tampering has occurred. Even if someone tries to replace it, the void tape will show that an individual attempted to break into it.



**SECURITY SEAL - - - - - VOID IF BROKEN**

Secured by \_\_\_\_\_ on \_\_\_\_\_

Security Seal Tape (open void tape) provides the best solution when evidence is required of tampering. Our guarantee seal or guarantee tape provide a visible indication of attempt of removal. After removing, since most of adhesive remains on the surface (and little to none on the tape film), the tape film cannot be reused, which is an added security feature against unauthorized reuse of the tape.

Article number	Description	Dimensions	Weight	Thickness
SST035DNB	Security Seal Tape - Do not break	35 mm x 10 m	73 gr	25 mu
SST035VIB	Security Seal Tape - Void if broken	35 mm x 10 m	73 gr	25 mu
SST035CM	Security Seal Tape (custom-made)	35 mm x 10 m	73 gr	25 mu



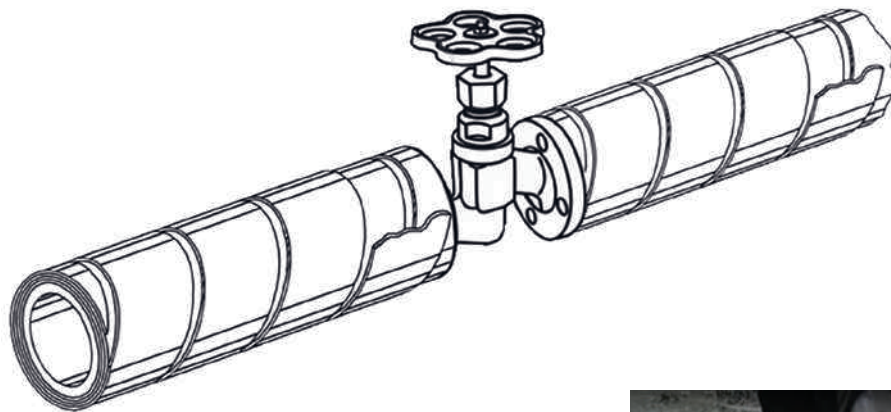
### General description

Our Biosoluble Heat Stop Tape is a revolutionary new environmental friendly tape and is used for insulation of hot piping systems on board ships. It was specially invented to replace the ceramic fiber tape in the maritime sectors. Our Biosoluble Heat Stop Tape is made of a biosoluble fiber chemical composition which is different from regular ceramic fiber, the biosoluble fiber has a better performance and it is biodegradable. It protects surfaces and lowers temperatures in a highly effective way.

Our Biosoluble Heat Stop Tape is a woven fabric made of superior biosoluble fiber. This special tape contains about 15-18% binder materials which gives it superior heat resistance. Inwoven stainless steel wire and the fiber-glass filament inside will keep the biosoluble fiber tape high temperature performance when it is used.

### Benefits & Features

- No cracking and no hardening
- Cold and wet surface application is possible
- ECO friendly
- Temperature resistance: 1000 °C



### Standards

- Meets SOLAS Regulation II/2/12.2.10
- Complies with MSC 61 (67)
- GTS Verification of Compliance
- EN 14306:2009 + A1:2013

Article number	Description	Dimensions	Weight	Thickness
HST050	Heat Stop BIO Tape	50 mm x 7,7 m	252 gr	3 mm
HST100	Heat Stop BIO Tape	100 mm x 3,3 m	609 gr	12,5 mm

## SOLAS MARITIME SAFETY TAPES

### CORROSION STOP ZINC TAPE

#### General description

Our Corrosion Stop Zinc Tape will prevent galvanic corrosion and protects new and existing steel parts such as bridge supports, pipelines and other marine structures. Corrosion Stop Zinc Tape is made of a high purity zinc with a high tack self-adhesive backing.

Our Corrosion Stop Zinc Tape has a sacrificing role in the oxidation process. Instead of the two metals that are attached to each other, the tape will oxidize and so protect the two other metals. The same principle is put into practice on vessels; anodes are placed on the ship's hull. These anodes will rust instead of the hull which results in a hull that's rust-free for a longer period of time.



#### Technical data

Material:	Zinc layer (39%)
Adhesive:	Acrylate
Adhesion to steel:	>70N /100 mm
Thickness:	0,1 mm zinc, 0,05 mm adhesive
Temp. resistance:	up to 115 °C
Shelf life:	12 months

#### Benefits & Features

The zinc layer on the tape will not be infiltrated by water, gas, etc. Also, the tape will not age due to UV light so there will be no corrosion from the inner layer.



Article number	Description	Dimensions	Weight	Thickness	IMPA
CSZT025	Corrosion Stop Zinc Tape	25 mm x 20 m	429 gr	1 mm	673521
CSZT050	Corrosion Stop Zinc Tape	50 mm x 20 m	771 gr	1 mm	673522
CSZT100	Corrosion Stop Zinc Tape	100 mm x 20 m	1386 gr	1 mm	673523



### General description

Our Rust Stop Petro Tape is an anti-corrosion tape which can be applied to all types of steel and steel structures, including pipes and pipelines. The tape provides an excellent resistance to water, acids, alkalies and salts. It is an appropriate long-term solution against corrosion. Even under water, under the ground and in harsh weather conditions, the tape retains its excellent properties and won't peel, harden or crack. The tape is easy to apply and requires a very short processing time. The tape is solvent-free.



Article number	Description	Dimensions	Weight	Thickness	IMPA
RSPT050	Rust Stop Petro Tape (36 pcs)	50 mm x 10 m	0,7 kg	1,2 mm	812471
RSPT100	Rust Stop Petro Tape (18 pcs)	100 mm x 10 m	1,4 kg	1,2 mm	812472



## SOLAS MARITIME SAFETY TAPES

### HATCH COVER BLUELINER TAPE

#### General description

Extreme weather conditions can cause leakage of your hatch covers, which can lead to damage of the cargo being transported. Our Hatch Cover Blueliner Tape keeps moisture out and ensures a tight seal that's weather and smoke resistant. The tape has an extraordinary strength, great adhesion and is extremely flexible. The tape is easily recognizable by the blue top layer of modified PE material. This material gives the highest protection under extreme conditions.

#### Technical data

Characteristic: 20 m / self-adhesive SBS bitumenrubber coated  
Heat resistance: -15 °C up to 40 °C  
Shelf life: 5 years



#### Benefits & Features

Hatch Cover Blueliner Tape is tested under practical environments and extreme weather conditions. The tape can be installed between 5 °C and 40 °C, and can withstand -15 to 70 °C. Rolls are 20 meter of self-adhesive SBS bitumen rubber compound, coated to a modified blue PE liner and with a release PE Liner.



Article number	Description	Dimensions	Weight	Thickness	IMPA
HCT100	Hatch Cover Tape (3 pcs)	100 mm x 20 m	4,5 kg	2 mm	232452
HCT150	Hatch Cover Tape (2 pcs)	150 mm x 20 m	7,0 kg	2 mm	232453




### General description

Our Foam Mounting Tapes are closed- cell, polyethylene foam, coated with a high tack / high shear acrylic adhesive. It has superior chemical and fuel resistance, and good outdoor weather resistance. It has excellent adhesive performance in the area of tack, sheer and adhesion.

High tack permanent adhesive with excellent aging and weather resistant properties specifically designed for mounting and joining nameplates, plastic trim, signs and emblems. Used on board of all types of vessels to install signage or to fix products to a surface.

### Technical data

Peel adhesion:	PSTC-3.1.8 kg / 25 mm
Shear strength:	PSTC-7 over 72 hours
Heat resistance:	Over 24 hours
Service temperature:	-30 °C ~ 120 °C
Strength:	1.8 kg/25 mm



Other widths available on request in 10 and 50 m length

Article number	Description	Dimensions	Weight	Thickness
FMT10-020	Foam Mounting Tape	20 mm x 10 m	0,07 kg	1 mm
FMT10-040	Foam Mounting Tape	40 mm x 10 m	0,10 kg	1 mm
FMT10-050	Foam Mounting Tape	50 mm x 10 m	0,12 kg	1 mm
FMT50-150	Foam Mounting Tape	150 mm x 50 m	1,80 kg	1 mm







# IMO SAFETY SIGN SYSTEM PRODUCTS



We are proud to offer the complete range of all components for the full execution of safety signage systems. For those who are responsible for the health and safety of people, independent for workers, crew, passengers or other public, implementing of an effective safety signage system is a strategic and operational decision.

A large, overlapping collage of various safety signs and symbols. The signs include: green directional arrows (up, down, left, right, and a running figure); red prohibition signs (no smoking, no open flames, no hand near a hot surface); yellow warning signs (flame, explosion, biohazard, and a person slipping); blue mandatory signs (wearing a hard hat, wearing safety shoes); and white informational signs (a fire extinguisher, a first aid kit, and a 'MAN OVERBOARD' instruction card). Other signs include 'HANGAR', 'DECK 7', 'EMBARKATION STATION', 'DANGER', 'DO NOT ENTER', 'RESTRICTED AREA', and 'Hovedalarm General Alarm'. The signs are scattered across the page, creating a dense and varied visual field of safety-related imagery.

Development of the safety signage system is 'craftmanship'. Signwell offer the full service for engineering and can also provide the complete installation.



# ELECTRICAL ESCAPE SIGNS



We offer a selected range of electrical escape signs for installation in an escape route signage system. Electrical escape signs are used to show personnel and guests where to go in the event of a fire or other emergency. Electrical escape signs are an essential part of an effective escape route signage system to create a coherent whole of Low location lighting, including escape signs, signs applied at eye level, signage indicating how to reach the assembly station(s) and instructions for guests and staff in the cabins and common areas.

### Why choose led escape signs

Visibility, brightness and long life are the key factors when purchasing illuminated escape signs. Light emitting diode or LED escape signs have proven to be successful in reducing electricity consumption up to 85%. LED escape signs can save money and power while emitting considerable amounts of light. Because LED lights don't have a wire to burn out, they also have a much longer lifespan, making them more cost-efficient. A led escape sign is very bright and visible and can be seen even through some smoke.



A lot can happen in an emergency situation, including a loss of wired electrical power. Naturally, finding the way to safety (eg an embarkation station on a ship) in these situations are critical, which is why some of our led escape signs are offered with battery backups. If electricity cuts out, the sign automatically begins drawing from its installed batteries to provide uninterrupted illumination.

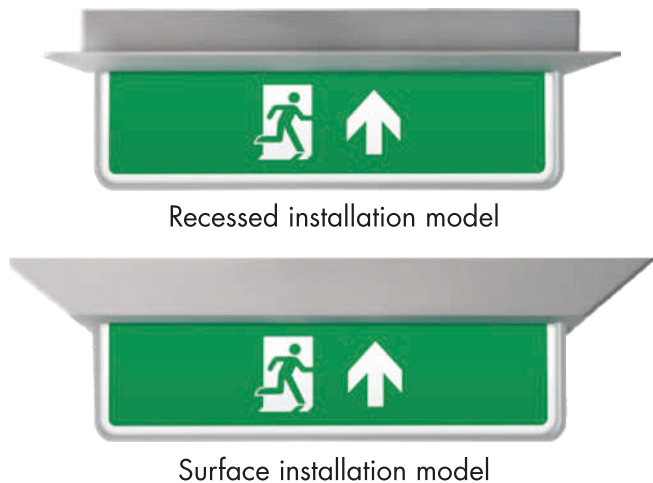




### General description

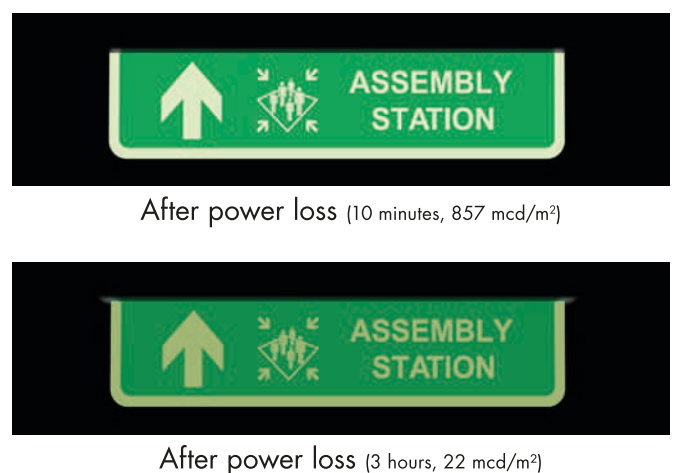
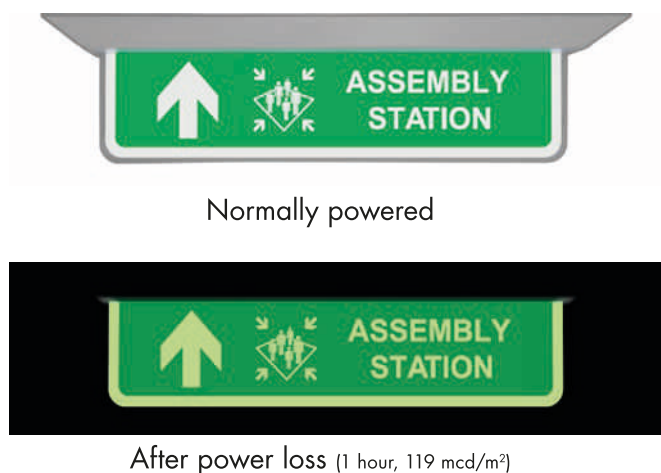
Our premium quality range of Safesign LED Escape signs are designed to clearly identify escape routes, executed in a timeless design that fits in with contemporary naval architecture. Our range of LED Escape signs allow for easy installation and provide a reliable and stylish solution for use onboard cruise ships, ferries, offshore installations and commercial ships.

The LED Escape signs are IP44 protected, CE approved and are available in two formats, recessed and surface mounted, offering 'fit and forget' LED technology providing a long lifespan of at least 40.000 hours.



### Electrical and photoluminescent in one: the best of both worlds

As a result of an innovation that comes from our many years of experience in supplying various markets with photoluminescent signs and Low Location Lighting, we have combined two techniques in our SafeSign LED Escape signs; the main power source is electricity, but when the power is lost as a result of a calamity, the photoluminescent capabilities of the sign take over, providing the users with a very clear sign to the exit.



### Examples safety sign layouts

See "Escape Route signs" page 84 to 93 for all layouts.



### Technical data



Input voltage:	AC 90~240V 50~60HZ
Power:	4W
Lifespan:	+40.000hrs
Viewing distance:	> 24 m
Class:	CE approved
Protection:	IP44
Material:	Flame retardant ABS plastic
Extra:	Exchangeable signs upon request
Frame color:	RAL 9022
Optional:	Other frame colours available upon request for larger orders

### How to order:

When ordering this LED escape sign, please use the following notation for the fixture type in conjunction with your desired safety sign: <article number> + <sign number>. For example: LX070RLD + ES5134.

### Approval

- CE approved
- RINA

Article number	Description	Type	Dimensions	Weight
LX070RLS	LED Escape sign recessed installation Insert height 70 mm 	LED single sided	430 x 125 x 114 mm	1300 g
LX070RLD		LED double sided	430 x 125 x 114 mm	1200 g
LX070RPS		LED photoluminescent single sided	430 x 125 x 114 mm	1300 g
LX070RPD		LED photoluminescent double sided	430 x 125 x 114 mm	1200 g
LX070SLS	LED Escape sign surface installation Insert height 70 mm 	LED single sided	430 x 125 x 114 mm	1500 g
LX070SLD		LED double sided	430 x 125 x 114 mm	1400 g
LX070SPS		LED photoluminescent single sided	430 x 125 x 114 mm	1500 g
LX070SPD		LED photoluminescent double sided	430 x 125 x 114 mm	1400 g



## ELECTRICAL ESCAPE SIGNS

### EXPLOSION PROOF LED LARGE ESCAPE SIGN



#### General description

The Explosion Proof LED Large Escape Sign is designed to operate in hostile environments. Constructed from corrosion resistant materials, this Escape light sign can be used in indoor and outdoor areas that are subject to water spray or moisture. This Escape Sign fixture was designed to function in areas where flammable gases or vapors and/or combustible dust exist. In these types of environments, a normal fixture could accidentally ignite an explosive reaction. As a result, the DAESUVE GH01 is the ideal Escape Sign in engine rooms of LNG-powered vessels.

#### Technical data

Capacity: 25 W


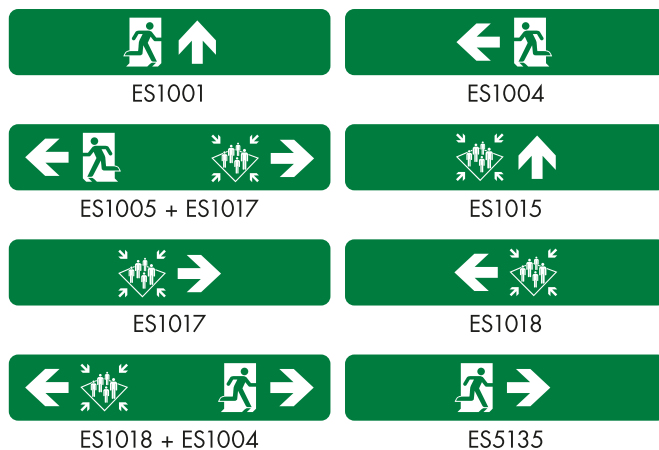
Materials:

- Body: Glassfiber Reinforced Polyester
- Globe: Clear polycarbonate

Protection degree: IP66 /IP67

#### Examples safety sign layouts

See "Escape Route signs" page 84 to 93 for all layouts.



#### How to order:

When ordering this LED escape sign, please use the following notation for the fixture type in conjunction with your desired safety sign: <article number> + <sign number>. For example: LXP200S + ES5135.

#### Approval

- Wheelmark

#### Standard

- EU-type examination certificate by KR Hellas

Article number	Description	Dimensions	Weight
LXP200S	EX Proof LED Large Escape Sign	745 x 213 x 147 mm	6,5 kg

# LOW LOCATION LIGHTING SYSTEMS









# Rules and regulations

The below rules, regulations and standards describe the technical performance and properties of the products used, how to install these products/systems and how to certify and maintain these products and systems.

Standard	Description
IMO Resolution A.752 (18)	Guidelines for the evaluation, testing and application of LLL on passenger ships
SOLAS Chapter II-2 regulation 13	Means of escape - Marking of escape routes
European Directive 2002/25/EC	Safety rules and standards for passenger ships
ISO 15370:2021	Low Location Lighting (LLL) on passenger ships
ISO 16069	SWGS - Safety Way Guidance Systems
ISO 24409-2:2014	Ships and marine technology -- Design, location and use of shipboard safety signs, fire control plan signs, safety notices and safety markings
ISO 17398:2004	Safety colours and safety signs - Classification, performance & durability of safety signs

## Requirements

Signwell is a DNV approved specialist for Low Location Lighting systems on passenger and RoPax vessels. IMO & SOLAS regulations require that ships carrying more than 36 passengers shall be fitted with a Low Location Light system. Resolutions A.752(18) & ISO15370:2021 details system requirements and testing procedures:


- The installed material must be Class/Wheelmark approved
- All escape routes, including stairs, must be marked by Low Location Lighting
- Where stairs or corridors are more than 2m wide, Low Location Lighting should be mounted on both sides
- 'Escape' signs should be provided at each exit, located on the same side as the door handle
- Fire and watertight doors should be marked to show how the door opens
- LLL lighting must be placed maximum 30cm above the deck at all points of the escape route
- Systems must have their luminescence tested at least once every 5 years



## LOW LOCATION LIGHTING

### INTRODUCTION

When the light suddenly goes out or the room is heavily darkened, e.g. due to smoke development, photoluminescent materials offer the perfect solution. Routes to the exits, obstacles, emergency exits, stairs and safety equipment should be marked with Low Location Lighting. Our glowing tapes, strips and LED systems are often used to create an escape route guidance system according to IMO, SOLAS and ISO regulations. Signwell also realizes on a project basis the implementation of Low Location Lighting systems, measurements and certifications.



### Innovations

**The New Generation of Low Location Lighting Systems, LightLine XXL** (non PVC/ halogen free) is a pioneer and a game changer on the market. With its high quality and environmental footprint it is by far the best choice of PL LLL today on the Maritime Industry market. Today most sign makers use PVC, despite the fact that it is the single most environmentally damaging of all plastics. PVC contains halogens and their toxicity of smoke is of highest concern within enclosed spaces, which you will find onboard any ship or offshore platform.

### PET-X instead of PVC

During our innovation project we managed to replace PVC with a safe material, a modified recyclable polymer called PET-X, which is free of halogens. Besides this new material the innovation went on, and we managed to innovate our printing process in such a way that the expected life is up to 5 times longer than the market average. The last upside is the visual appearance, SafeSign signs and Low Location Lighting strips have a high quality glossy finish, which is easy to clean. The use of these new materials and techniques helped us to achieve innovative product which is also more economical and looks better.

#### Luminance properties


The rules, regulations and standards classify the luminance of signage and low location light systems as per below table, SafeSign products meet or exceed the required luminance.

Applicable Standards and Resolutions vs. SafeSigns	Luminescent intensity (mcd/m <sup>2</sup> ) (After removing the existing light)	
	10 minutes	60 minutes
IMO Res. A. 752(18)	15 mcd/m <sup>2</sup>	2 mcd/m <sup>2</sup>
ISO 15370	15 mcd/m <sup>2</sup>	2 mcd/m <sup>2</sup>
DIN 67 510-4	23 mcd/m <sup>2</sup>	3 mcd/m <sup>2</sup>
ISO 17398 Class A	25 mcd/m <sup>2</sup>	3 mcd/m <sup>2</sup>
ISO 17398 Class B	50 mcd/m <sup>2</sup>	7 mcd/m <sup>2</sup>
ISO 17398 Class C	140 mcd/m <sup>2</sup>	20 mcd/m <sup>2</sup>
ISO 17398 Class D	260 mcd/m <sup>2</sup>	35 mcd/m <sup>2</sup>
ISO 17398 Class E	400 mcd/m <sup>2</sup>	55 mcd/m <sup>2</sup>
ISO 17398 Class F	520 mcd/m <sup>2</sup>	70 mcd/m <sup>2</sup>
SafeSign XL	Class B+	Class B+
SafeSign XXL	Class C+	Class C+
SafeSign XXX	Class E+	Class E+



The mentioned value's according to IMO Res. A 752(18) in above table are applicable when the width of the photo luminescent LLL is 75 mm. For all other heights, the values need to be re-calculated as specified in ISO15370:2021 Annex D. Below table show the minimum requirement for different widths.

Height of LLL system in mm	Luminescent intensity (mcd/m <sup>2</sup> ) (After removing the existing light)	
	10 minutes	60 minutes
75 mm	15,0 mcd/m <sup>2</sup>	2,0 mcd/m <sup>2</sup>
65 mm	23,4 mcd/m <sup>2</sup>	3,1 mcd/m <sup>2</sup>
50 mm	33,8 mcd/m <sup>2</sup>	4,5 mcd/m <sup>2</sup>
40 mm	52,7 mcd/m <sup>2</sup>	7,0 mcd/m <sup>2</sup>
30 mm	93,7 mcd/m <sup>2</sup>	12,5 mcd/m <sup>2</sup>
25 mm	135,0 mcd/m <sup>2</sup>	18,0 mcd/m <sup>2</sup>



#### THE NEW GENERATION OF LOW LOCATION LIGHTING SYSTEMS

We offer as the only manufacturer in the market SafeSign PET-X LLL photoluminescent strips. This innovative product offers the following benefits:

- Glossy finish
- PVC Free
- Halogen Free
- Easy to wipe clean
- UV resistant
- Recyclable
- No end caps needed
- 10 year warranty
- >10 years life durability
- No shrinking
- 50% timesaving on installation
- Self-adhesive backing
- Salt Water resistant

#### BENEFITS COMPARED TO OLDER GENERATION ALUMINIUM PROFILE SYSTEMS:

- No lost or loose end caps
- No gaps due to shrinking
- No more dirt collections on profile
- No mechanical damages
- No more dirt on insert which cannot be removed
- Not as time consuming to replace
- No unnecessary weight due to profiles
- No shivering from loose profiles after some years of service







**SIGNWELL**  
VISIBLE SOLUTIONS



**VS**

**LIGHTLINE XXL Low Location Light System**



**THE NEW GENERATION OF LOW LOCATION LIGHTING SYSTEMS**

The benefits of implementing The New Generation of Low Location Lighting are many. Our innovative product offers you the following:

- Glossy finish
- PVC Free
- Halogen Free
- Easy to wipe clean
- UV resistant
- Recyclable
- No end caps needed
- 10 year warranty
- >10 years life durability
- No shrinking
- 50% timesaving on installation
- Self-adhesive backing
- Salt Water resistant
- Easy to replace if needed
- Weight saving → energy saving
- No shivering
- Excellent photoluminescent capability
- Flexible material, great for installation



**LIGHTLINE XXL**  
Low Location Light Systems  
by **SIGNWELL**  
[www.signwell.fi](http://www.signwell.fi)

0575 / 2023





## LOW LOCATION LIGHTING

### LIGHTLINE XXL COMPARISON



#### Profile + insert Low Location Light System



#### The OLDER GENERATION ALUMINIUM PROFILE SYSTEMS:

The previous generation of Low Location Lighting Systems, Profile + insert:

- PVC containing
- Not halogen Free
- Not as easy to clean
- Needs end caps ( that will get lost after heavy use)
- Shrinks
- Time consuming to install
- Harder to replace, due to profile.
- Adds a lot of extra unnecessary weight to the ship -> energy consuming
- Can start to shiver after some years in use
- Damages more visible due to both damaged profiles and inserts
- Gaps when end caps falls off




## THE NEW GENERATION OF LOW LOCATION LIGHT LIGHTLINE XXL PET-X STRIPS



The LightLine LLL System is the easiest and most cost effective Low Location Lighting system to install, requiring only the application of the LLL strips where needed. Cutting on required lengths can be done easily with a knife. The system is finalized by positioning the LLL signs/stickers at the right places.

LightLine Pet-X photoluminescent strips are Non PVC/ Halogen-free plastic strips with backlighting material and a strong self-adhesive foam tape on the back. The material has a 'glossy' finish which is easy to clean and gives it a high quality appearance. The LightLine strips are available with or without 5mm safety green edges at the top and bottom of the strips.




LightLine strips have a standard length of 1 m, 50 mm height and are produced with the high luminescence class XXL. All strips have a self-adhesive backing for easy fixing during new builds or refurbishment projects. LightLine strips are besides Non PVC/halogen-free, flame retardant and therefore exceeding all current requirements. Upon request we can manufacture LightLine strips in other widths and/or with other coloured marking stripes.

### Approvals

- DNV MED
- Wheelmark
- Korean Register




### Standards

- Complies with IMO Resolution A. 752 (18) and ISO standard 15370



Note; The width of the photoluminescent material in the strips with the green edges is shown in parentheses, the width of the green edges is 2 x 5 mm.

Luminance Class C+



Article number	Description	Dimensions	Quality	Thickness
SX060CG	LightLine Strip Pet-X green edges	1 m x 60 mm (50 mm)	XXL	1,5 mm
SX070CG	LightLine Strip Pet-X green edges	1 m x 70 mm (60 mm)	XXL	1,5 mm
SX100CG	LightLine Strip Pet-X green edges	1 m x 100 mm (90 mm)	XXL	1,5 mm
SX040CN	LightLine Strip Pet-X neutral	1 m x 40 mm	XXL	1,5 mm
SX050CN	LightLine Strip Pet-X neutral	1 m x 50 mm	XXL	1,5 mm
SX070CN	LightLine Strip Pet-X neutral	1 m x 70 mm	XXL	1,5 mm




## LOW LOCATION LIGHTING

### ALUMINIUM PROFILES AND INSERTS



Our LightLine LLL Profile System is a system consisting of an extruded aluminium carrier and rigid photoluminescent strips. We have two different types of profiles at our range; an angled or a flat profile containing a 55,4 mm wide visible backlighting strip. The performance of the rigid panels is certified by DNV.

The flat profile is made of anodized aluminium and contains a central channel in which a strip of photoluminescent material is inserted. End caps are available to protect the ends of the profile. The angled profile is slightly angled away from the vertical to allow the photoluminescent strip to catch more light.



#### Approvals

- DNV
- Wheelmark

#### Standards

- Complies with IMO Resolution A. 752 (18) and ISO standard 15370

Article number	Description	Dimensions	Quality
IPA055CN	LightLine Insert PVC for angled profile	1 m x 55,4 mm	XXL
PAA60-100	Insertprofile ALU angled (insert 55,4 mm)	1 m x 60 mm	Alu. anodised
PAA60-300	Insertprofile ALU angled (insert 55,4 mm)	3 m x 60 mm	Alu. anodised
ENDCAP-AL	LLL endcap angled profile left	15 mm x 60 mm	Plastic
ENDCAP-AR	LLL endcap angled profile right	15 mm x 60 mm	Plastic
IPF056CN	LightLine Insert PVC for flat profile	1 m x 56 mm	XXL
PAF60-100	Insertprofile ALU flat (insert 56 mm)	1 m x 60 mm	Alu. anodised
PAF60-300	Insertprofile ALU flat (insert 56 mm)	3 m x 60 mm	Alu. anodised
ENDCAP-F	LLL endcap flat profile	4 mm x 53 mm	Alu. anodised

**LIGHTLINE PHOTOLUMINESCENT TAPES**
**LightLine Tape PET**

Other widths available on request

Article number	Description	Dimensions	Quality	IMPA	ISSA
LLTP040CN	LightLine Tape PET neutral	40 mm x 10 m	XXL	-	-
LLTP050CN	LightLine Tape PET neutral	50 mm x 10 m	XXL	-	-
LLTP080CN	LightLine Tape PET neutral	80 mm x 10 m	XXL	-	-

**LightLine Tape PVC**

Article number	Description	Dimensions	Quality	IMPA	ISSA
LLTV040CN	LightLine Tape PVC neutral	40mm x 10mtr	XXL	332014	4752014
LLTV050CN	LightLine Tape PVC neutral	50mm x 10mtr	XXL	-	-
LLTV080CN	LightLine Tape PVC neutral	80mm x 10mtr	XXL	332018	-
LLTV040BN	LightLine Tape PVC neutral	40mm x 10mtr	XL	332014	4752014
LLTV050BN	LightLine Tape PVC neutral	50mm x 10mtr	XL	-	-
LLTV080BN	LightLine Tape PVC neutral	80mm x 10mtr	XL	332018	-


 According ISO 15370;  
 Only dead-end corridors

Article number	Description	Dimensions	Quality	IMPA	ISSA
LLTV040CA	LightLine Tape PVC arrow	40mm x 10mtr	XXL	-	-
LLTV080CA	LightLine Tape PVC arrow	80mm x 10mtr	XXL	-	-
LLTV040BA	LightLine Tape PVC arrow	40mm x 10mtr	XL	-	-
LLTV080BA	LightLine Tape PVC arrow	80mm x 10mtr	XL	-	-


 According ISO15370; Please note; this tape is delivered with 3x ES1032, 3x ES1033, 3x ES1004,  
 3x ES1005 stickers. Other symbols upon request.

Article number	Description	Dimensions	Quality	IMPA	ISSA
LLTV040CE	LightLine Tape PVC escape direction	40mm x 10mtr	XXL	332024	4752024
LLTV050CE	LightLine Tape PVC escape direction	50mm x 10mtr	XXL	-	-
LLTV080CE	LightLine Tape PVC escape direction	80mm x 10mtr	XXL	332028	-
LLTV040BE	LightLine Tape PVC escape direction	40mm x 10mtr	XL	332024	4752024
LLTV050BE	LightLine Tape PVC escape direction	50mm x 10mtr	XL	-	-
LLTV080BE	LightLine Tape PVC escape direction	80mm x 10mtr	XL	332028	-


















## LOW LOCATION LIGHTING
















### MINI SYMBOLS

According ISO 15370 and SOLAS Low Location Lighting system shall be provided with symbols for escape route and fire-fighting equipment, in addition to the signs present at eye level. The mini symbols can be self-adhesive translucent stickers for installation on the photoluminescent LLL strip. According ISO 15370 the symbol have the minimum height of 50 mm. For use at smaller LLL strips or electrical LED LLL, PET-X mini symbols are available.

Symbol	Description	Dimensions	Article number
	Emergency exit (left hand)	50 x 50 mm	ES0001
	Emergency exit (right hand)	50 x 50 mm	ES0002
	Shipboard assembly station	50 x 50 mm	ES0004
	Escape direction, arrow (90°)	50 x 50 mm	ES0006
	Escape direction, arrow (45°)	50 x 50 mm	ES0007
	Escape route forward/Esc. door	100 x 50 mm	ES1001
	Escape door opens left	100 x 50 mm	ES1002
	Escape route to the left	100 x 50 mm	ES1004
	Escape route to the right	100 x 50 mm	ES1005
	Escape route downstairs left	100 x 50 mm	ES1006
	Escape downstairs right	100 x 50 mm	ES1007
	Escape upstairs left	100 x 50 mm	ES1008
	Escape upstairs right	100 x 50 mm	ES1009










**MINI SYMBOLS**

Symbol	Description	Dimensions	Article number
	Assembly station forward (through door)	100 x 50 mm	ES1030
	Assembly station left	100 x 50 mm	ES1032
	Assembly station right	100 x 50 mm	ES1033
	Assembly station downstairs left	100 x 50 mm	ES1034
	Assembly station downstairs right	100 x 50 mm	ES1035
	Assembly station upstairs left	100 x 50 mm	ES1036
	Assembly station upstairs right	100 x 50 mm	ES1037
	Assembly station forward/up	100 x 50 mm	ES1038
	Lifeboat left	100 x 50 mm	ES1052
	Lifeboat right	100 x 50 mm	ES1053
	Escape route forward left vertical	50 x 100 mm	ES1101
	Escape route forward right vertical	50 x 100 mm	ES1102
	Escape route left vertical	50 x 100 mm	ES1103
	Escape route right vertical	50 x 100 mm	ES1104
	Assembly station forward vertical	50 x 100 mm	ES1105



## LOW LOCATION LIGHTING

### MINI SYMBOLS

Symbol	Description	Dimensions	Article number
	Assembly station left vertical	50 x 100 mm	ES1106
	Assembly station right vertical	50 x 100 mm	ES1107
	LLL Stairs up to left	50 x 50 mm	ES1120
	LLL Stairs up to right	50 x 50 mm	ES1121
	Escape route forward left vertical	50 x 200 mm	ES2501
	Escape route forward right vertical	50 x 200 mm	ES2502
	Assembly station forward vertical	50 x 200 mm	ES2503
	Fire extinguisher	50 x 50 mm	FS0001
	Fire alarm call point	50 x 50 mm	FS0002
	Fire hose reel	50 x 50 mm	FS0003
	Unconnected fire hose	50 x 50 mm	FS0004
	Fire hydrant	50 x 50 mm	FC0048



### Material options:

- Transparent laminated vinyl
- SAFESIGN (PET-X)
- Acrylic

### STAIRNOSE MARKERS

Luminous stair step signs for marking stairs in escape routes mainly include stair step strips, side edge markers and round wall or floordots. Like regular stair step strips, our photoluminescent stair step strips also has an anti-slip coating which will reduce falling or tripping. The strips clearly display the steps at night or during a power failure.


Luminance intensity (mcd/m <sup>2</sup> )	10 min	60 min
Quality XXL	700 mcd/m <sup>2</sup>	100 mcd/m <sup>2</sup>



Including a self adhesive backing and 90 degrees angle (200 + 40 mm).

Article number	Description	Dimension
SEM50A	Stair edge marker	50 x 200 mm

Article number	Description	Dimension
SNM1-100	Stair nose marker	1,0 m x 75 mm
SNM1-120	Stair nose marker	1,2 m x 75 mm
SNM2-100	Stair nose marker	1,0 m x 75 mm
SNM2-120	Stair nose marker	1,2 m x 75 mm
SNM3-100	Stair nose marker	1,0 m x 75 mm
SNM3-120	Stair nose marker	1,2 m x 75 mm



### PHOTOLUMINESCENT ROPE

Photoluminescent rope is made out of photoluminescent pigment and high quality resin. After absorbing visible light, the Photoluminescent rope will glow for 8 up to 12 hours in the darkness.



Article number	Description	Dimension
PHROPE100	Photoluminescent rope	16 mm x 100 m
PHROPECL	Photoluminescent rope	Custom length





## LOW LOCATION LIGHTING

### ADDITIONAL LLL PRODUCTS

#### TRAILDOTS

Photoluminescent aluminium traildots for marking routes with or without arrow. In diameter 90 mm or 200 mm. All traildots have a self-adhesive backing.

Also available: a special mounting bracket designed for anti-skid traildots to fix on metal staircases. Please contact us for more information of these mounting brackets.



Article number	Description	Dimension
DOT090N-A	LLL Traildot antiskid neutral	Ø 90 mm
DOT200N-A	LLL Traildot antiskid neutral	Ø 200 mm
DOT090A-A	LLL Traildot antiskid arrow	Ø 90 mm
DOT200A-A	LLL Traildot antiskid arrow	Ø 200 mm
DOT090N-S	LLL Traildot smooth neutral	Ø 90 mm

#### LIGHTLINE PU GUIDELINE

The PU guideline is extremely flexible and can be used for the marking of stairs, stairnoses and contourmarking. It has an anti-slip surface and is resistant against most chemicals. It can be fixed with double-sided foam tape or glue.

##### Technical data

Width: 40 mm, insertstrip 35 mm  
Afterglow: 10 min. 200 mcd/m<sup>2</sup>  
60 min. 28 mcd/m<sup>2</sup>




#### LLL SLOT STRIP

Our LLL Slot Strips are specially designed with pre-drilled holes which allows you to install them on the roughest services.

##### Technical data

Width: 1000 mm x 50 mm  
Material: Aluminium  
Quality: XXL



Art. number	Description	Dimension
ALUSLOT4	LLL Slot Strip	1000 mm x 50 mm

Art. number	Description	Dimension
LLPUG	LightLine PU Guideline	40 mm x 10 m

# ELECTRICAL POWERED LOW LOCATION LIGHTING SYSTEM






## LOW LOCATION LIGHTING

### ELECTRICAL POWERED LOW LOCATION LIGHTING SYSTEM



The LED Low Location Lighting system (Electrical Powered Low Location Lighting System) is designed for Escape Route Guidance. Its principle is the same as the Photoluminescent LLL systems, but this product does not need a light source to glow, and its glow does not fade over time. Due to its great flexibility, the installation can be done, for example, on curved walls. We produce, sell and install Low Location Lighting systems in accordance to IMO RESOLUTION A.752(18) and ISO 15370:2021. The turnkey service includes: mapping, planning and professional installation services.




#### CERTIFICATION AND APPROVALS

Low Location Lighting systems comply with the environmental conditions and test procedures as defined in the requirements of the current editions of:

- IEC Pub. 598-2-22
- Regulation for the Performance of Type Tests for Electric Appliances Components
- Type Approval of Instrumentation and Automation Equipment, DNV.
- Type Approval System, Lloyds Register (LR)

#### TECHNICAL DATA LED-STRIP

- Standard LED-distance: 200 mm
- "High brightness" LEDs in colour "true green" (540 mcd. minimum)
- IP Grade: IP 67
- Operating temp.: - 15° C to + 55° C
- Life time: > 150.000 hours
- Due to high flexibility, the LED-strip can follow even 90° corners or tight curves without any electrical interruption



## LOW LOCATION LIGHTING POWER BOX UNIT (PSU)

The Power Box Unit (PSU) feeds the system with power (each LED-strip is fed from both side and two different PSUs for safety reasons). System activation can be done from the bridge either by an input signal (from SMS- or emergency shut down-system) on board or manually from the bridge by switching the system simply ON/OFF.

### TECHNICAL DATA

- Nominal Voltage: 115-230 V AC/DC
- Average Power Consumption: 77 VA (under fully load)
- Output Voltage: 22 V DC
- Output Power: 100 W
- Capable to feed up to 1.000 m LED-strip
- IP Grade: IP 55
- Batteries: 3 Sealed Lead Acid (7.26 kg)
- Housing: Metal, in colour RAL 7035 (grey)
- Battery charging also under systemactivation mode!
- Dimension: a) incl. Batt.: 445x340x127 mm  
b) excl. Batt.: 280x340x127 mm
- Weight: a) incl. Batt.: ~ 16.85 kg  
b) excl. Batt.: ~ 9.60 kg
- NO extra housing for batteries required (!)
- Cable Glands: 9 x grommets in different sizes
- Terminal configuration plan inside





## LOW LOCATION LIGHTING

### AVAILABLE PROFILE TYPES




Our Electrical powered Low Location Lighting System can be installed in two different ways, floor mounted or wall mounted. Electrical Low Location Lighting systems goes under the category "Active systems" whereas Photoluminescent Low Location Lighting Systems goes under "Passive Systems".

SIGNWELL offers turnkey services for both systems, mostly for new building projects but also for refurbishment projects on all scales. Our range of profiles and methods varies from integrated profile systems to wall mounted and floor mounted profiles.



#### **Aluminium Profile**

- Standard colour: Anodised silver
- Further colours on request e.g. Black anodized.
- Protection covers and end-caps




#### **Polycarbonate Profile**

- Available in all RAL colours (Standard colours is RAL7026)
- Non toxic, halogen free and fire retardant
- Protection covers and end-caps in same quality



#### **Skirting Board Profile**

- Original RIVINOX-/ BEZAULT-/ SCHWEPPER Skirting board profiles
- Available colours: GOLD and SILVER
- Other skirting board profiles available on request



#### **Wall recessed option (w/o profile)**



- Clipped- in from behind into the wall panels
- Installed into the pre-manufactured wooden skirting board profiles (pre- manufactured cutouts)

**IMPLEMENTATION OF THE LOW LOCATION LIGHTING SYSTEMS**

Signwell takes care of the entire process. Everything from planning to realisation of Electrical powered or Photoluminescent Low Location Lighting Systems.

Our team will do the engineering and layout and produce the LLL in our production facilities, in order for us to adequately realise your deliveries and projects. We produce the LLL system by appropriate quality requirements, to endure the environment and desired life span. Our professional installation team specialized in LED and PL Low Location Lighting Systems, will take care of the implementation, and make sure that the 3L System is installed correctly

Are you in need of a new system or in need for replacement of your old one? Contact our team today and get started.

**Turn Key Solutions****Mapping****Planning****Assembling****Updating**



## LOW LOCATION LIGHTING

### INSTALLATION, MEASUREMENT AND CERTIFICATION

# 3L-SI<sup>TM</sup>

Low Location Lighting System Inspection



We are accredited by DNV to execute Low Location Lighting measurement services, our certification can be found on our website. As a vessel owner, you need to test all Low Location Lighting systems at least once every five years. Our engineers will test the luminance of your LLL systems on-board with fully certified test equipment. The photoluminescence measurement process as well as equipment are all certified by DNV.

#### Examples of our low location lighting measuring services:

- Photo luminescent Low Location Lighting measurements and tests (DNV certified)
- Electric Low Location Lighting measurements and tests (DNV certified)
- Low Location Lighting refurbishment or replacement



#### Why are low location lighting measurements necessary?

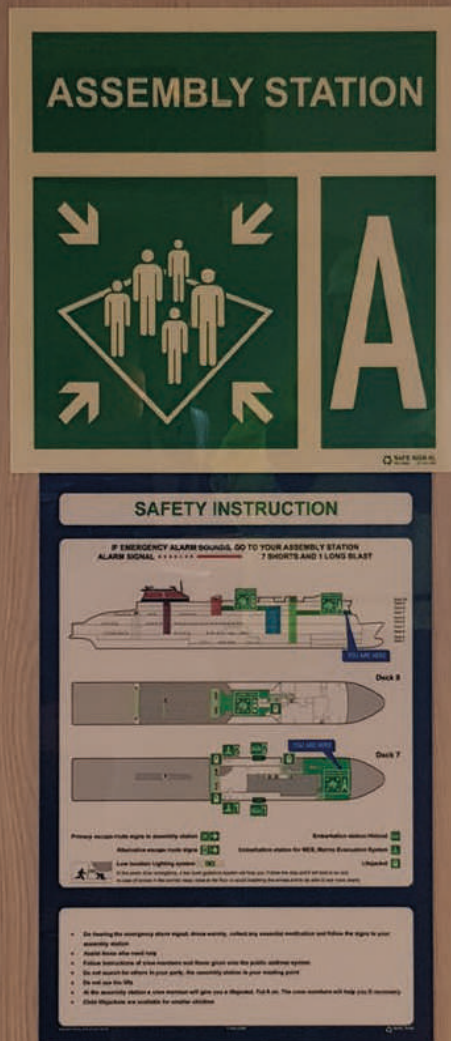
According to several regulations, vessels that carry passengers are obligated to have a Low Location Lighting system installed. This could be a photo luminescent system as well as an electric system. A photo luminescent system is charged by the lighting on the vessel and will use the energy it collects to light up in the dark. The big advantage of this system is that there are no electric installations that need to be installed.



After Signwells **3L-SI<sup>TM</sup>**, the Low Location Lighting System Inspection is done it will be finalized and the full report book will be handed over to the owner. SIGNWELLS **3L-SI<sup>TM</sup>** Report book includes the full measurement map containing all information needed and comes with instruction of how to maintain the system. If our engineers find anything worth to point out it will be written in the conclusion section.



# SAFETY SIGNS AND POSTERS





## IMO SIGNAGE

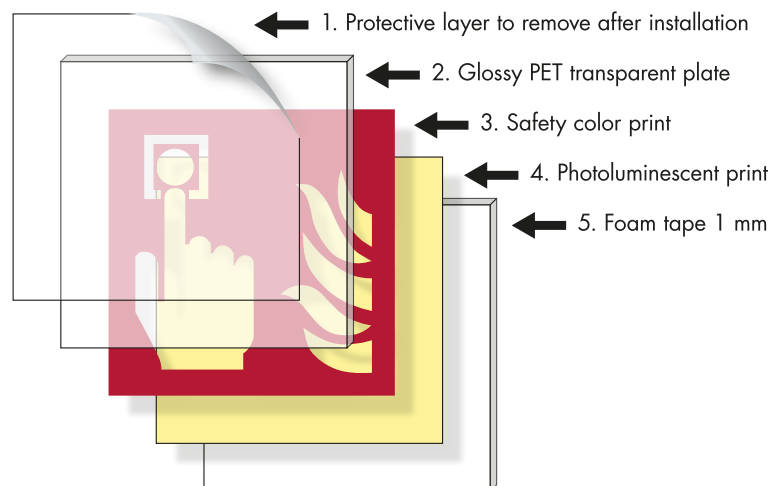
### INTRODUCTION

#### Sustainability through innovation

SafeSign photoluminescent signs store the energy from light sources and release the light energy in the dark thanks to the use of 100% environmentally friendly photoluminescent material, free of toxic or radioactive additives and exceeding all required afterglow properties.

SafeSign innovated sign production by replacing the widely used PVC with a modified PET that is fully recyclable. PVC is increasingly banned due to its toxicity and flame resistance, our modified PET can be used safely anywhere. In addition, SafeSign's products are UV resistant, unlike PVC which quickly turns yellow. That's why SafeSign offers a 5-year warranty.

SafeSign prints on the back of the sign, another innovation, this way the print is protected from environmental influences and the result is signage with a glossy front. SafeSign signs are always easy to mount thanks to the self-adhesive backing. All signs are supplied with a protective front foil, which must be removed after mounting.



#### The most economical signs

The cost of the signs themselves is only a small part of the total cost of your signage. Identification, ordering, transportation, installation and billing usually make up more than 90% of the total expenditure. With an expected lifespan of 10 to 15 years, you will reduce your expenses and apply an environmentally friendly and safe purchasing policy.



### WHY SHOULD PVC NOT BE USED FOR SIGNAGE?

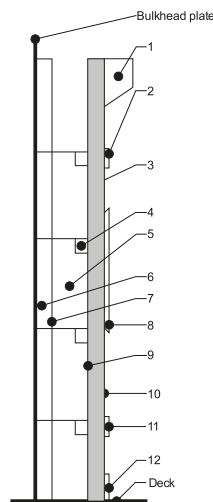
Solas Chapter 11-2 Reg 6 Part B 6.2 Part B - Prevention of Fire and Explosion  
Reg 6 Smoke Generation Potential and Toxicity

The purpose of this regulation is to reduce the hazard to life from smoke and toxic products generated during a fire in spaces where persons normally work or live. For this purpose, the quantity of smoke and toxic products released from combustible materials, including surface finishes, during fire shall be limited.

Paints, varnishes and other finishes used on exposed interior surfaces shall not be capable of producing excessive quantities of smoke and toxic products, this being determined in accordance with the Fire Test Procedures Code.

Solas Chapter 11-2 Reg 5 Part B 3.2.4.1

The following surfaces shall have low flame-spread characteristics in accordance with the Fire Test Procedures Code: In passenger ships, exposed surfaces in corridors and stairway enclosures and of bulkhead and ceiling linings in accommodation and service spaces (except saunas) and control stations, etc.



Materials used for bulkheads of accommodation spaces as defined in regulation 11-2/3.1					
Bulkhead components	Non-Combustible Material (5.3.1.1) (5.3.1.2.1)	Calorific Value (5.3.2.2)	Equivalent Volume (5.3.2.3)	Low flame spread (5.3.2.4)*	Smoke Production, toxic products (6.2)
	(A)	(B)	(C)	(D)	(E)
1 moulding			X		
2 signs (rescue/fire protection)				X	X
3 wall panel (lining)	X				
4 grounds and supports	X				
5 draft stops	X				
6 insulation	X				
7 insulation surface**				X (5.3.2.4.1.2)	
8 decoration			X		
9 painted surface** or fabric or veneer**		--		X (5.3.2.4.1.2)	
10 painted surface or fabric or veneer		X	X	X (5.3.2.4.1.1)	X
11 Low Location Light				X	X
12 skirting board			X		

### Sign installation

SafeSign is the only manufacturer who supplies all signs, posters and LLL-strips with a selfadhesive backing. You will never have to use adhesives or other methods for fixing. The selfadhesive backing, from a PE closed-cell foam, is specifically selected to withstand the harsh marine environment. All signs, posters and LLLstrips are delivered with a protecting front film, which must be removed after mounting the product.

### Recommended Sign Size

Size in mm.	50 x 50	100 x 100	150 x 150	200 x 200	300 x 300	400 x 400
Distance	3 m.	8 m.	15 m.	20 m.	30 m.	40 m.

Note; these recommended sign sizes are based on normal lightning conditions of 100 lux.



**IMO SIGNAGE****STANDARD SIGNS PRODUCT RANGE**

Standard signs SafeSign	Symbol height	Class	Photoluminescence	
		ISO17398	10 min	60 min
PET-X, SafeSign XL, self adhesive	Standard dimensions as in catalogue	B+	75 mcd/m <sup>2</sup>	10 mcd/m <sup>2</sup>
PET-X, SafeSign XL mini LLL symbol, self adhesive	50 mm	B+	75 mcd/m <sup>2</sup>	10 mcd/m <sup>2</sup>
Transparant mini LLL symbol, self adhesive	50 mm	NA	NA	NA
PET-X, SafeSign non photoluminescent	As in catalogue	NA	NA	NA

Note; The standard symbol heights in the catalogue are 150 mm, except where the sign-height is mentioned 100 mm. All non-standard symbol heights can be produced on request. Other qualities photoluminescent available up to 10 min - 700 mcd/m<sup>2</sup>/ 60 min - 90 mcd/m<sup>2</sup>.

Available on request	Symbol height	Class	Photoluminescence	
		ISO17398	10 min	60 min
Pet-X, SafeSign XL round edges, self adhesive	Standard dimensions as in catalogue	B+	75 mcd/m <sup>2</sup>	10 mcd/m <sup>2</sup>
Pet-X, SafeSign XL, self adhesive	50, 70, 100, 150, 200, 300, 400 mm	B+	75 mcd/m <sup>2</sup>	10 mcd/m <sup>2</sup>
Aluminium SafeSign XXL	Standard dimensions as in catalogue	C+	160 mcd/m <sup>2</sup>	22 mcd/m <sup>2</sup>
Aluminium SafeSign XXX, colourglow (safety colours in the dark)	Standard dimensions as in catalogue	E	300 mcd/m <sup>2</sup>	40 mcd/m <sup>2</sup>
PVC, SafeSign XL, self adhesive	Standard dimensions as in catalogue		50 mcd/m <sup>2</sup>	7 mcd/m <sup>2</sup>
Retro-Reflective 3M, 5 year outdoor warranty, adhesive	50, 70, 100, 150, 200, 300, 400 mm	NA	NA	NA
Retro-Reflective 3M, 5 year outdoor warranty, PET-X 4 mm	50, 70, 100, 150, 200, 300, 400 mm	NA	NA	NA
Retro-Reflective 3M, 5 year outdoor warranty, Stainless steel, pickled and passivated 2 mm	50, 70, 100, 150, 200, 300, 400 mm	NA	NA	NA
Standard outdoor adhesive, 5 year outdoor warranty	50, 70, 100, 150, 200, 300, 400 mm	NA	NA	NA

Note; for installation options such as Mounting Panel Panoramic, see page 158-159.

**Emergency exit (left hand)**


**ES0001**  
 150x150 mm  
 50x50 mm  
 ISSA 4754422  
 IMPA 334422

**Emergency exit (right hand)**


**ES0002**  
 150x150 mm  
 50x50 mm  
 ISSA 4754423  
 IMPA 334423

**Evacuation assembly point**


**ES0003**  
 150x150 mm

**Shipboard assembly station**


**ES0004**  
 150x150 mm  
 50x50 mm  
 ISSA 4754069  
 IMPA 334069

**Escape ladder**


**ES0005**  
 150x150 mm  
 50x50 mm

**Escape direction, arrow (90°)**


**ES0006**  
 150x150 mm  
 50x50 mm  
 ISSA 4754420  
 IMPA 334420

**Escape direction, arrow (45°)**


**ES0007**  
 150x150 mm  
 50x50 mm  
 ISSA 4754421  
 IMPA 334421

**Embarkation ladder**


**ES0008**  
 150x150 mm  
 ISSA 4754054  
 IMPA 334054

**Marine evacuation slide**


**ES0009**  
 150x150 mm  
 50x50 mm  
 ISSA 4754055  
 IMPA 334055

**Marine evacuation chute**


**ES0010**  
 150x150 mm  
 50x50 mm  
 ISSA 4754070  
 IMPA 334070

**Lifeboat**


**ES0012**  
 150x150 mm  
 ISSA 4754050  
 IMPA 334050

**Rescue boat**


**ES0013**  
 150x150 mm  
 ISSA 4754051  
 IMPA 334051

**Liferaft**


**ES0014**  
 150x150 mm  
 50x50 mm  
 ISSA 4754052  
 IMPA 334052

**Davit-launched liferaft**


**ES0015**  
 150x150 mm  
 ISSA 4754053  
 IMPA 334053

**Door slides right to open**


**ES0017**  
 150x150 mm  
 50x50 mm  
 ISSA 4754483  
 IMPA 334483

**Door slides left to open**


**ES0018**  
 150x150 mm  
 50x50 mm  
 ISSA 4754145  
 IMPA 334145

**Turn anticlockwise to open**


**ES0019**  
 150x150 mm  
 ISSA 4754152  
 IMPA 334152

**Turn clockwise to open**


**ES0020**  
 150x150 mm  
 ISSA 4754153  
 IMPA 334153

**Door opens by pulling left side**


**ES0021**  
 150x150 mm  
 ISSA 4754146  
 IMPA 334146

**Door opens by pulling right side**


**ES0022**  
 150x150 mm  
 ISSA 4754145  
 IMPA 334145

**Door opens by pushing left**


**ES0023**  
 150x150 mm  
 ISSA 4754152  
 IMPA 334152

**Door opens by pushing right**


**ES0024**  
 150x150 mm  
 ISSA 4754153  
 IMPA 334153

**Scramble net**

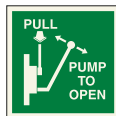

**ES0026**  
 150x150 mm  
 ISSA 4754989  
 IMPA 334989

**Descending device**


**ES0027**  
 150x150 mm

**Free fall lifeboat**


**ES0028**  
 150x150 mm

**Pump to open**


**ES0029**  
 150x150 mm

**Helicopter landing area**


**ES0030**  
 150x150 mm  
 ISSA 4752440  
 IMPA 332440

**Helicopter pickup area**


**ES0031**  
 150x150 mm

**MATERIAL SPECIFICATIONS & AVAILABLE SIZES**

Standard size signs made of Pet-X material are all on stock and directly available. Each of the signs in this catalog are available in multiple different types of materials:

• Pet-X (PVC-free, the environment-friendly choice) • Retro-Reflective • Aluminum light • PVC • Transparent Vinyl • White, self-adhesive vinyl (non-reflective)

Non-standard sizes and materials other than the standard Pet-X material are available upon request. See page 83 for more information.



## IMO SIGNAGE

## ESCAPE ROUTE SIGNS

Emergency window with escape ladder

ES0034  
150x150 mm

Rescue window

ES0035  
150x150 mm

Evacuation chair

ES0036  
150x150 mm

Tsunami evacuation building

ES0038  
150x150 mm

Tsunami evacuation area

ES0039  
150x150 mm

Protection shelter

ES0040  
150x150 mm

Emergency exit impairm. left

ES0041  
150x150 mm

Emergency exit impairm. right

ES0042  
150x150 mm

Evacuation temporary refuge

ES0043  
150x150 mm

## PRACTICAL EXAMPLES ESCAPE ROUTE FOR PEOPLE WITH WALKING IMPAIRMENT



Escape route forward/Esc. door

ES1001  
300x150 mm  
100x50 mm

Escape door opens left

ES1002  
300x150 mm  
100x50 mm

Escape route downwards

ES1003  
300x150 mm

Escape route to the left

ES1004  
300x150 mm  
100x50 mm

Escape route to the right

ES1005  
300x150 mm  
100x50 mm

Escape route downstairs left

ES1006  
300x150 mm  
100x50 mm

Escape downstairs right

ES1007  
300x150 mm  
100x50 mm

Escape upstairs left

ES1008  
300x150 mm  
100x50 mm

Escape upstairs right

ES1009  
300x150 mm  
100x50 mm

## ASSEMBLY STATION LAND / ONSHORE

Assembly point forward/up

ES1015  
300x150 mm

Assembly point downwards

ES1016  
300x150 mm

Assembly point to the left

ES1017  
300x150 mm

Assembly point to the right

ES1018  
300x150 mm

Assembly point downstairs left

ES1019  
300x150 mm

Assembly point downstairs right

ES1020  
300x150 mm

Assembly point upstairs left

ES1021  
300x150 mm

Assembly point upstairs right

ES1022  
300x150 mm

**ASSEMBLY STATION MARITIME / OFFSHORE**

Assembly station forward/up



ES1030 300x150 mm  
100x50 mm

Assembly station downwards



ES1031 300x150 mm

Assembly station left



ES1032 300x150 mm  
100x50 mm

Assembly station right



ES1033 300x150 mm  
100x50 mm

Assembly station downstairs left



ES1034 300x150 mm  
100x50 mm

Assembly station downstairs right



ES1035 300x150 mm  
100x50 mm

Assembly station upstairs left



ES1036 300x150 mm  
100x50 mm

Assembly station upstairs right



ES1037 300x150 mm  
100x50 mm

Assembly station forward/up



ES1038 300x150 mm  
100x50 mm

Escape ladder forward/upwards



ES1045 300x150 mm  
100x50 mm

Escape ladder downwards



ES1046 300x150 mm

Escape ladder to the left



ES1047 300x150 mm

Escape ladder to the right



ES1048 300x150 mm

Lifeboat forward/up



ES1050 300x150 mm  
100x50 mm

Lifeboat downwards



ES1051 300x150 mm

Lifeboat to the left



ES1052 300x150 mm  
100x50 mm

Lifeboat to the right



ES1053 300x150 mm  
100x50 mm

Lifeboat downstairs left



ES1054 300x150 mm

Lifeboat downstairs right



ES1055 300x150 mm

Lifeboat upstairs left



ES1056 300x150 mm

Lifeboat upstairs right



ES1057 300x150 mm

Escape route forward left vertical



ES1101 150x300 mm  
50x100 mm

Escape route forward right vertical



ES1102 150x300 mm  
50x100 mm

Escape route to the left vertical



ES1103 150x300 mm  
50x100 mm

Escape route to the right vertical



ES1104 150x300 mm  
50x100 mm

Assembly station forward vertical



ES1105 150x300 mm  
50x100 mm

Assembly station to the left vertical



ES1106 150x300 mm  
50x100 mm

Assembly station to the right vertical



ES1107 150x300 mm  
50x100 mm

LLL Stairs up to left



ES1120 50x50 mm

LLL Stairs up to right



ES1121 50x50 mm



## IMO SIGNAGE

## ESCAPE ROUTE SIGNS

## LAND / ONSHORE

## Assembly point sign



ES2000  
250x333 mm  
300x400 mm

## Assembly point sign number



1 ES2001  
2 ES2002  
3 ES2003  
4 ES2004  
400x400 mm  
800x800 mm  
1000x1000 mm

## Assembly point sign letter



A ES2011  
B ES2012  
C ES2013  
D ES2014  
400x400 mm  
800x800 mm  
1000x1000 mm



## MARITIME / OFFSHORE

## MARITIME ASSEMBLY STATIONS ARE IN PRINCIPLE ALWAYS IDENTIFIED BY LETTER

## Assembly station location sign



ES2100  
250x333 mm  
360x480 mm

## Assembly station location sign



A ES2101  
B ES2102  
C ES2103  
D ES2104  
E ES2105  
F ES2106  
300x300 mm  
480x480 mm



## WHEN THE ASSEMBLY STATION IS LOCATED NEAR A LIFEBOAT, A NUMBER CAN BE USED

## Assembly station location sign



1 ES2111  
2 ES2112  
300x300 mm  
480x480 mm

## LIFEBOAT OR EMBARKATION STATIONS ALWAYS IDENTIFIED BY NUMBER

## Lifeboat location sign



ES2120  
250x333 mm  
360x480 mm

## Lifeboat location 1 sign



1 ES2121  
2 ES2122  
3 ES2123  
4 ES2124  
5 ES2125  
6 ES2126  
300x300 mm  
480x480 mm

## Embarkation station lifeboat



ES2130  
250x333 mm  
360x480 mm

## Embarkation station lifeboat



1 ES2131  
2 ES2132  
3 ES2133  
4 ES2134  
300x300 mm  
480x480 mm

## Embarkation station chute



ES2140  
250x333 mm  
360x480 mm

## Embarkation station chute



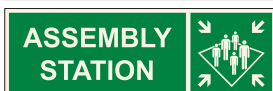
1 ES2141  
2 ES2142  
3 ES2143  
4 ES2144  
300x300 mm  
480x480 mm

## Assembly station left



ES2200  
300x100 mm

## Assembly station right



ES2201  
300x100 mm

## Lifeboat left



ES2220  
300x100 mm

## Lifeboat right



ES2221  
300x100 mm

## MATERIAL SPECIFICATIONS &amp; AVAILABLE SIZES

Standard size signs made of Pet-X material are all on stock and directly available. Each of the signs in this catalog are available in multiple different types of materials:

• Pet-X (PVC-free, the environment-friendly choice) • Retro-Reflective • Aluminum light • PVC • Transparent Vinyl • White, self-adhesive vinyl (non-reflective)

Non-standard sizes and materials other than the standard Pet-X material are available upon request. See page 83 for more information.

Number 0



ES3000  
75x150 mm  
ISSA 4754200  
IMPA 334200

Number 1



ES3001  
75x150 mm  
ISSA 4754201  
IMPA 334201

Number 2



ES3002  
75x150 mm  
ISSA 4754202  
IMPA 334202

Number 3



ES3003  
75x150 mm  
ISSA 4754203  
IMPA 334203

Number 4



ES3004  
75x150 mm  
ISSA 4754204  
IMPA 334204

Number 5



ES3005  
75x150 mm  
ISSA 4754205  
IMPA 334205

Number 6



ES3006  
75x150 mm  
ISSA 4754206  
IMPA 334206

Number 7



ES3007  
75x150 mm  
ISSA 4754207  
IMPA 334207

Number 8



ES3008  
75x150 mm  
ISSA 4754208  
IMPA 334208

Number 9



ES3009  
75x150 mm  
ISSA 4754209  
IMPA 334209

Number 10



ES3010  
100x150 mm

Number



11 ES3011  
12 ES3012  
13 ES3013  
14 ES3014  
15 ES3015  
100x150 mm

Letter A



ES3020  
75x150 mm  
ISSA 4754210  
IMPA 334210

Letter B



ES3021  
75x150 mm  
ISSA 4754211  
IMPA 334211

Letter C



ES3022  
75x150 mm  
ISSA 4754211  
IMPA 334211

Letter D



ES3023  
75x150 mm  
ISSA 4754213  
IMPA 334213

Letter E



ES3024  
75x150 mm  
ISSA 4754214  
IMPA 334214

Letter F



ES3025  
75x150 mm  
ISSA 4754215  
IMPA 334215

Letter G



ES3026  
75x150 mm  
ISSA 4754216  
IMPA 334216

Letter H



ES3027  
75x150 mm  
ISSA 4754217  
IMPA 334217

Letter J



ES3028  
75x150 mm

Letter K



ES3029  
75x150 mm



## IMO SIGNAGE

## ESCAPE ROUTE SIGNS

Deck 0  ES3030 150x150 mm	Deck 1  ES3031 150x150 mm	Deck 2  ES3032 150x150 mm	Deck 3  ES3033 150x150 mm
Deck 4  ES3034 150x150 mm	Deck 5  ES3035 150x150 mm	Deck 6  ES3036 150x150 mm	Deck 7  ES3037 150x150 mm
Deck 8  ES3038 150x150 mm	Deck 9  ES3039 150x150 mm	Deck 10  ES3040 150x150 mm	Deck  11 ES3041 12 ES3042 13 ES3043 14 ES3044 15 ES3045 16 ES3046 150x150 mm
Number -2  ES3048 150x150 mm	Number -1  ES3049 150x150 mm	Number 0  ES3050 150x150 mm	Number 1  ES3051 150x150 mm
Number 2  ES3052 150x150 mm	Number 3  ES3053 150x150 mm	Number 4  ES3054 150x150 mm	Number 5  ES3055 150x150 mm
Number 6  ES3056 150x150 mm	Number 7  ES3057 150x150 mm	Number 8  ES3058 150x150 mm	Number  9 ES3059 10 ES3060 11 ES3061 12 ES3062 13 ES3063 14 ES3064 15 ES3065 16 ES3066 150x150 mm

## MATERIAL SPECIFICATIONS &amp; AVAILABLE SIZES

Standard size signs made of Pet-X material are all on stock and directly available. Each of the signs in this catalog are available in multiple different types of materials:

• Pet-X (PVC-free, the environment-friendly choice) • Retro-Reflective • Aluminum light • PVC • Transparant Vinyl • White, self-adhesive vinyl (non-reflective)

Non-standard sizes and materials other than the standard Pet-X material are available upon request. See page 83 for more information.



Letter A



ES3070  
150x150 mm

Letter B



ES3071  
150x150 mm

Letter C



ES3072  
150x150 mm

Letter D



ES3073  
150x150 mm

Letter E



ES3074  
150x150 mm

Letter F



ES3075  
150x150 mm

Letter G



ES3076  
150x150 mm

Letter



H ES3077  
I ES3078  
J ES3079  
K ES3080  
L ES3081  
M ES3082  
150x150 mm

Doorhandle arrow right



ES5020  
80x120 mm

Doorhandle arrow left



ES5021  
80x120 mm

WT doorhandle open right



ES5022  
100x200 mm

WT doorhandle open left



ES5023  
100x200 mm

Escape hatch open right



ES5024  
200x75 mm

Escape hatch open left



ES5025  
200x75 mm

Push door to open



ES5027  
100x100 mm

Pull door to open




ES5028  
100x100 mm

Primary escape route ISO 17631



ES5051  
150x150 mm  
ISSA 4756070  
IMPA 336070

Secondary escape route ISO 17631



ES5052  
150x150 mm  
ISSA 4756071  
IMPA 336071

Doorhandle sign right



ES5055  
75x200 mm

Doorhandle sign left



ES5056  
75x200 mm

Doorhandle ass. st. sign right



ES5057  
75x200 mm

Doorhandle ass. st. sign left



ES5058  
75x200 mm

Escape door marking plate



ES5075  
600x250 mm  
750x300 mm  
850x340 mm

Watertight door



ES5080  
150x150 mm

**MATERIAL SPECIFICATIONS & AVAILABLE SIZES**

Standard size signs made of Pet-X material are all on stock and directly available. Each of the signs in this catalog are available in multiple different types of materials:

• Pet-X (PVC-free, the environment-friendly choice) • Retro-Reflective • Aluminum light • PVC • Transparant Vinyl • White, self-adhesive vinyl (non-reflective)

Non-standard sizes and materials other than the standard Pet-X material are available upon request. See page 83 for more information.

## IMO SIGNAGE

## ESCAPE ROUTE SIGNS

Lifeboat forward left



ES5101 ISSA 4754300  
300x100 mm IMPA 334300

Lifeboat forward right



ES5102 ISSA 4754301  
300x100 mm IMPA 334301

Lifeboat upstairs left



ES5103 ISSA 4754302  
300x100 mm IMPA 334302

Lifeboat upstairs right



ES5104 ISSA 4754303  
300x100 mm IMPA 334303

Lifeboat to the left



ES5105 ISSA 4754304  
300x100 mm IMPA 334304

Lifeboat to the right



ES5106 ISSA 4754305  
300x100 mm IMPA 334305

Lifeboat downstairs left



ES5107 ISSA 4754306  
300x100 mm IMPA 334306

Lifeboat downstairs right



ES5108 ISSA 4754307  
300x100 mm IMPA 334307

Lifeboat downwards left



ES5109 ISSA 4754308  
300x100 mm IMPA 334308

Lifeboat downwards right



ES5110 ISSA 4754309  
300x100 mm IMPA 334309

Assembly station forward left



ES5111 ISSA 4754320  
300x100 mm IMPA 334320

Assembly station forward right



ES5112 ISSA 4754321  
300x100 mm IMPA 334321

Assembly station upstairs left



ES5113 ISSA 4754322  
300x100 mm IMPA 334322

Assembly station upstairs right



ES5114 ISSA 4754323  
300x100 mm IMPA 334323

Assembly station to the left



ES5115 ISSA 4754324  
300x100 mm IMPA 334324

Assembly station to the right



ES5116 ISSA 4754325  
300x100 mm IMPA 334325

Assembly station downstairs left



ES5117 ISSA 4754326  
300x100 mm IMPA 334326

Assembly station downstairs right



ES5118 ISSA 4754327  
300x100 mm IMPA 334327

Assembly station downwards left



ES5119 ISSA 4754328  
300x100 mm IMPA 334328

Assembly station downwards right



ES5120 ISSA 4754329  
300x100 mm IMPA 334329

Refuge point disabled left



ES5125  
300x100 mm

Refuge point disabled right



ES5126  
300x100 mm

Refuge point keep clear



ES5127 ISSA 4754821  
300x100 mm IMPA 334821



Exit left hand



ES5128 ISSA 4754410  
300x150 mm IMPA 334410

Exit right hand



ES5129 ISSA 4754411  
300x150 mm IMPA 334411

Exit forward left



ES5130 ISSA 4754400  
450x150 mm IMPA 334400

Exit forward right



ES5131 ISSA 4754401  
450x150 mm IMPA 334401

Exit upstairs left



ES5132 ISSA 4754402  
450x150 mm IMPA 334402

Exit upstairs right



ES5133 ISSA 4754403  
450x150 mm IMPA 334403

Exit to the left



ES5134 ISSA 4754404  
450x150 mm IMPA 334404

Exit to the right



ES5135 ISSA 4754405  
450x150 mm IMPA 334405

Exit downstairs left



ES5136 ISSA 4754406  
450x150 mm IMPA 334406

Exit downstairs right



ES5137 ISSA 4754407  
450x150 mm IMPA 334407

Exit down



ES5138 ISSA 4754408  
450x150 mm IMPA 334408

Exit down



ES5139 ISSA 4754409  
450x150 mm IMPA 334409

Exit lefthand



ES5140 ISSA 4754410  
450x150 mm IMPA 334410

Exit righthand



ES5141 ISSA 4754411  
450x150 mm IMPA 334411

Emergency exit only right



ES5142 ISSA 4754413  
450x150 mm IMPA 334413

Emergency exit only left



ES5143 ISSA 4754412  
450x150 mm IMPA 334412

Emergency exit forward left



ES5150  
450x150 mm

Emergency exit forward right



ES5151  
450x150 mm

Emergency exit upstairs left



ES5152  
450x150 mm

Emergency exit upstairs right



ES5153  
450x150 mm

Emergency exit to the left



ES5154  
450x150 mm

Emergency exit to the right



ES5155  
450x150 mm

Emergency exit downstairs left



ES5156  
450x150 mm

Emergency exit downstairs right



ES5157  
450x150 mm

Emergency exit downwards left



ES5158  
450x150 mm

Emergency exit downwards right



ES5159  
450x150 mm





## IMO SIGNAGE

## ESCAPE ROUTE SIGNS

Slide right to open



ES5201 ISSA 4754483  
450x150 mm IMPA 334483

Slide left to open



ES5202 ISSA 4754482  
450x150 mm IMPA 334482

Escape ladder



ES5211 ISSA 4754188  
450x150 mm IMPA 334188

Helideck



ES5212 ISSA 4754189  
450x150 mm IMPA 334189

Suppl. text escape route



ES5301 ISSA 4754340  
450x150 mm IMPA 334340

Suppl. text escape door



ES5302 ISSA 4754343  
450x150 mm IMPA 334343

Suppl. text escape window



ES5303 ISSA 4754344  
450x150 mm IMPA 334344

Suppl. text escape hatch



ES5304 ISSA 4754342  
450x150 mm IMPA 334342

Suppl. text deck



ES5305 ISSA 4754470  
400x150 mm IMPA 3345470

Suppl. text stairway



ES5306 ISSA 4754471  
400x150 mm IMPA 334471

Suppl. text wheelhouse



ES5307  
300x100 mm

Suppl. text Primary escape to assembly station



ES5308  
400x150 mm

Suppl. text Secondary escape to assembly station



ES5309  
400x150 mm

Suppl. text EXIT



ES5310  
150x150 mm  
ISSA 4754425  
IMPA 334425

Suppl. text EXIT



ES5311  
300x150 mm

Suppl. text EXIT emergency use only



ES5312  
150x150 mm  
ISSA 4754424  
IMPA 334424

Suppl. text EXIT emergency use only



ES5313 ISSA 4754424  
300x150 mm IMPA 334424

Suppl. text EMERGENCY EXIT



ES5314  
150x150 mm  
ISSA 4754424  
IMPA 334424

Suppl. text EMERGENCY EXIT



ES5315  
300x150 mm

Suppl. text Emergency exit



ES5316  
150x50 mm

Suppl. text Assembly station



ES5317  
300x150 mm

Suppl. text EXIT secondary escape



ES5318  
300x150 mm

## ALL SYMBOLS ARE AVAILABLE WITH ADDITIONAL TEXT



## MATERIAL SPECIFICATIONS &amp; AVAILABLE SIZES

Standard size signs made of Pet-X material are all on stock and directly available. Each of the signs in this catalog are available in multiple different types of materials:

• Pet-X (PVC-free, the environment-friendly choice) • Retro-Reflective • Aluminum light • PVC • Transparent Vinyl • White, self-adhesive vinyl (non-reflective)

Non-standard sizes and materials other than the standard Pet-X material are available upon request. See page 83 for more information.

**First aid**


**RS0001**  
 150x150 mm  
 ISSA 4754150  
 IMPA 334150

**Stretcher**


**RS0002**  
 150x150 mm  
 ISSA 4754071  
 IMPA 334071

**Safety shower**


**RS0003**  
 150x150 mm  
 ISSA 4754145  
 IMPA 334145

**Eyewash station**


**RS0004**  
 150x150 mm  
 ISSA 4754152  
 IMPA 334152

**Emergency telephone**


**RS0005**  
 150x150 mm  
 ISSA 4754153  
 IMPA 334153

**Doctor**


**RS0006**  
 150x150 mm  
 ISSA 4754152  
 IMPA 334152

**Medical grab bag**


**RS0007**  
 150x150 mm  
 ISSA 4754135  
 IMPA 334135

**AED (heart defibrillator)**


**RS0008**  
 150x150 mm  
 ISSA 4754137  
 IMPA 334137

**EEBD (em. breathing device)**


**RS0009**  
 150x150 mm  
 ISSA 4754078  
 IMPA 334078

**Oxygen resuscitator**


**RS0010**  
 150x150 mm  
 ISSA 4754048  
 IMPA 334048

**Emergency stop button**


**RS0011**  
 150x150 mm  
 ISSA 4754154  
 IMPA 335154

**Drinking water**


**RS0012**  
 150x150 mm

**Break to obtain access**


**RS0013**  
 150x150 mm  
 ISSA 4754145  
 IMPA 334145

**Liferaft knife**


**RS0014**  
 150x150 mm  
 ISSA 4754152  
 IMPA 334152

**Emergency hammer**


**RS0015**  
 150x150 mm

**Child seat detection (CPOD)**


**RS0016**  
 150x150 mm

**Lifebuoy**


**RS0020**  
 150x150 mm  
 ISSA 4754056  
 IMPA 334056

**Lifebuoy with line**


**RS0021**  
 150x150 mm  
 ISSA 4754057  
 IMPA 334057

**Lifebuoy with light**


**RS0022**  
 150x150 mm  
 ISSA 4754058  
 IMPA 334058

**Lifebuoy with line and light**


**RS0023**  
 150x150 mm  
 ISSA 4754134  
 IMPA 334134

**Lifebuoy with line and smoke**


**RS0024**  
 150x150 mm

**Lifebuoy with light and smoke**


**RS0025**  
 150x150 mm  
 ISSA 4754059  
 IMPA 334059

**Lifebuoy with light, line and smoke**


**RS0026**  
 150x150 mm  
 ISSA 4754109  
 IMPA 334109

**Shipboard general alarm**


**RS0027**  
 150x150 mm  
 ISSA 4754155  
 IMPA 334155


**MATERIAL SPECIFICATIONS & AVAILABLE SIZES**

Standard size signs made of Pet-X material are all on stock and directly available. Each of the signs in this catalog are available in multiple different types of materials:

• Pet-X (PVC-free, the environment-friendly choice) • Retro-Reflective • Aluminum light • PVC • Transparent Vinyl • White, self-adhesive vinyl (non-reflective)

Non-standard sizes and materials other than the standard Pet-X material are available upon request. See page 83 for more information.

## IMO SIGNAGE

## RESCUE SIGNS

## Lifejacket



RS0028  
150x150 mm  
ISSA 4754060  
IMPA 334060

## Child's lifejacket




RS0029  
150x150 mm  
ISSA 4754061  
IMPA 334061

## Infant's lifejacket



RS0030  
150x150 mm  
ISSA 4754080  
IMPA 334080

## Lifejacket storage quantities



RS2004  
450x400 mm  
Specify  
desired  
numbers

## Search and rescue transponder



RS0031  
150x150 mm  
ISSA 4754065  
IMPA 334065

## Survival craft distress signal



RS0032  
150x150 mm  
ISSA 4754066  
IMPA 334066

## Rocket parachute flare



RS0033  
150x150 mm  
ISSA 4754067  
IMPA 334067

## Line throwing appliance



RS0034  
150x150 mm  
ISSA 47554068  
IMPA 334068

## VHF portable radio



RS0035  
150x150 mm  
ISSA 4754063  
IMPA 334063

## EPIRB (em. position indic. radio beacon)



RS0036  
150x150 mm  
ISSA 4754064  
IMPA 334064

## Survival clothing



RS0037  
150x150 mm  
ISSA 4754062  
IMPA 334062

## Person overboard call point



RS0038  
150x150 mm

## Evacuation mattress



RS0039  
150x150 mm

## First aid responder



RS0040  
150x150 mm

## Directional indicator rescue equipment



RS0100  
50x150 mm

## USE OF DIRECTIONAL INDICATOR





Anti exposure suit



**RS1001**  
150x150 mm  
ISSA 4754076  
IMPA 334076

Thermal protective aid



**RS1002**  
150x150 mm  
ISSA 4754075  
IMPA 334075

First aid kit



**RS1003**  
150x150 mm  
ISSA 4752413  
IMPA 332413

Shipboard smoke hood



**RS1004**  
150x150 mm  
ISSA 4754183  
IMPA 334183

Emergency torch



**RS1005**  
150x150 mm

Safety equipment storage



**RS1006**  
150x150 mm  
ISSA 4754184  
IMPA 334184

Safety locker (shipboard)



**RS1007**  
150x150 mm

First aid call point



**RS1008**  
150x150 mm  
ISSA 4754393  
IMPA 334393

General shipboard alarm



**RS1009**  
150x150 mm  
ISSA 4754155  
IMPA 334155

Aldis lamp



**RS1010**  
150x150 mm

Voyage data recorder



**RS1011**  
150x150 mm  
ISSA 4754157  
IMPA 334157

Rescue ring



**RS1012**  
150x150 mm

Rescue basket



**RS1013**  
150x150 mm

Jason cradle



**RS1014**  
150x150 mm

Smoke signal



**RS1015**  
150x150 mm

Working lifejacket



**RS1016**  
150x150 mm

Handheld compass



**RS1017**  
150x150 mm

Breathing apparatus



**RS1018**  
150x150 mm

Survival hook



**RS1019**  
150x150 mm

Portable gas detector



**RS1050**  
150x150 mm

Safety locker



**RS1051**  
150x150 mm

Helicopter crash kit



**RS1052**  
150x150 mm

Spill kit



**RS1053**  
150x150 mm

Emergency telephone



**RS1054**  
150x150 mm

Safety harness



**RS1055**  
150x150 mm

## IMO SIGNAGE

## RESCUE SIGNS

## Lifejacket quantity



RS2001  
150x200 mm  
Specify desired  
numbers

## Child's lifejacket quantity



RS2002  
150x200 mm  
Specify desired  
numbers

## Infant's lifejacket quantity



RS2003  
150x200 mm  
Specify desired  
numbers

## Lifejacket storage quantities



RS2004  
450x400 mm  
Specify  
desired  
numbers

## Immersion suit quantity



RS2005  
150x200 mm  
Specify desired  
numbers

## EEBD quantity



RS2006  
150x200 mm  
Specify desired  
numbers

## AED heart defibrillator



RS2010  
150x200 mm

## Protective mask



RS2011  
150x200 mm

## Close proximity suit



RS2012  
150x200 mm

## Break glass to open escape door



RS2013  
150x200 mm

## Emergency stop



RS2014  
150x200 mm

## Emergency unlocking escape door



RS2015  
150x200 mm

## Abandon platform



RS2016  
150x200 mm

## Emergency stop extinguishing system



RS2017  
150x200 mm

## Immersion suit storage



RS3001  
150x150 mm  
ISSA 4754062  
IMPA 334062

## Lifejacket storage



RS3002  
150x150 mm  
ISSA 4754060  
IMPA 334060

## Child's lifejacket storage



RS3003  
150x150 mm  
ISSA 4754061  
IMPA 334061

## Infant's lifejacket storage



RS3004  
150x150 mm  
ISSA 4754142  
IMPA 334142



## MATERIAL SPECIFICATIONS &amp; AVAILABLE SIZES

Standard size signs made of Pet-X material are all on stock and directly available. Each of the signs in this catalog are available in multiple different types of materials:

• Pet-X (PVC-free, the environment-friendly choice) • Retro-Reflective • Aluminum light • PVC • Transparent Vinyl • White, self-adhesive vinyl (non-reflective)

Non-standard sizes and materials other than the standard Pet-X material are available upon request. See page 83 for more information.

**First aid**


RS5001      ISSA 4754171  
 300x100 mm      IMPA 334171

**Emergency eye wash**


RS5002      ISSA 4754177  
 300x100 mm      IMPA 334177

**Stretcher**


RS5003      ISSA 4754172  
 300x100 mm      IMPA 334172

**Emergency shower**


RS5004      ISSA 4754176  
 300x100 mm      IMPA 334176

**Emergency telephone**


RS5005      ISSA 4754178  
 300x100 mm      IMPA 334178

**Emergency stop**


RS5006      ISSA 4754179  
 300x100 mm      IMPA 334179

**Protective equipment**


RS5007      ISSA 4754174  
 300x100 mm      IMPA 334174

**Safe for entry**


RS5008      ISSA 4754175  
 300x100 mm      IMPA 334175

**Safety equipment**


RS5009      ISSA 4754184  
 300x100 mm      IMPA 334184

**Smoking area**


RS5010      ISSA 4754185  
 300x100 mm      IMPA 334185

**Eating and drinking area**


RS5011      ISSA 4754186  
 300x100 mm      IMPA 334186

**Pollution control equipment**


RS5012  
 300x100 mm

**Drinking water**


RS5013      ISSA 4754180  
 300x100 mm      IMPA 334180

**Breathing apparatus**


RS5014      ISSA 4754182  
 300x100 mm      IMPA 334182

**Emergency equipment**


RS5015      ISSA 4754173  
 300x100 mm      IMPA 334173

**Medical grab bag**


RS5016  
 300x100 mm

**Defibrillator**


RS5017      ISSA 4754137  
 300x100 mm      IMPA 334137

**Lifejacket**


RS5018  
 150x50 mm

**Lifejackets inside lifeboat**


RS5019  
 300x100 mm

**Lifejackets under seat**

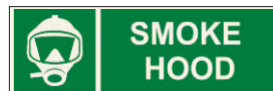

RS5020  
 150x50 mm

**EEBD**


RS5021  
 150x50 mm

**Escape set**


RS5022  
 150x50 mm

**Smoke hood**


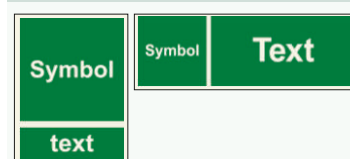
RS5023  
 150x50 mm

**Immersion suit**


RS5024  
 150x50 mm

**Break glass in emergency**


RS5025      ISSA 4754187  
 300x100 mm      IMPA 334187

**ALL SYMBOLS ARE AVAILABLE WITH ADDITIONAL TEXT**

**MATERIAL SPECIFICATIONS & AVAILABLE SIZES**

Standard size signs made of Pet-X material are all on stock and directly available. Each of the signs in this catalog are available in multiple different types of materials:

• Pet-X (PVC-free, the environment-friendly choice) • Retro-Reflective • Aluminum light • PVC • Transparent Vinyl • White, self-adhesive vinyl (non-reflective)

Non-standard sizes and materials other than the standard Pet-X material are available upon request. See page 83 for more information.



## IMO SIGNAGE

## FIRE FIGHTING SIGNS

## Fire extinguisher



**FS0001**  
150x150 mm  
50x50 mm  
ISSA 4756100  
IMPA 336100

## Fire alarm call point



**FS0002**  
150x150 mm  
50x50 mm  
ISSA 4756101  
IMPA 336101

## Fire hose reel



**FS0003**  
150x150 mm  
50x50 mm  
ISSA 4756102  
IMPA 336102

## Unconnected empty fire hose



**FS0004**  
150x150 mm  
50x50 mm  
ISSA 4756088  
IMPA 336088

## Fire emergency telephone



**FS0005**  
150x150 mm  
ISSA 4756104  
IMPA 336104

## Collection of firefighting equipment



**FS0006**  
150x150 mm  
ISSA 4756103  
IMPA 336103

## Fire blanket



**FS0007**  
150x150 mm

## Fire protection door



**FS0008**  
150x150 mm

## Fixed fire extinguishing battery



**FS0009**  
150x150 mm  
ISSA 4756048  
IMPA 336048

## Wheeled fire extinguishing



**FS0010**  
150x150 mm

## Portable foam applicator unit



**FS0011**  
150x150 mm  
ISSA 4756036  
IMPA 336036

## Water fog applicator



**FS0012**  
150x150 mm  
ISSA 4756024  
IMPA 336024

## Fixed fire extinguishing installation



**FS0013**  
150x150 mm  
ISSA 4756044  
IMPA 336044

## Fixed fire extinguishing bottle



**FS0014**  
150x150 mm

## Remote release station



**FS0015**  
150x150 mm  
ISSA 4756808  
IMPA 336808

## Fire monitor



**FS0016**  
150x150 mm

## Fire alarm flashing light



**FS0017**  
150x150 mm

## Firefighter's lift



**FS0018**  
150x150 mm

## Directional indicator fire equipment

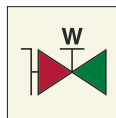


**FS0030**  
50x150 mm  
ISSA 4756210  
IMPA 336210

## USE DIRECTIONAL INDICATOR



## Fire hydrant



**FC0048**  
150x150 mm  
ISSA 4756815  
IMPA 336815

## Dry hydrant



**FS0201**  
150x150 mm

## Fire hydrant



**FS0202**  
150x150 mm

## Underground fire hydrant



**FS0203**  
150x150 mm

## Removable fire monitor



**FS0204**  
150x150 mm

## Remote control fire extinguish system



**FS0205**  
150x150 mm

## Hose box with nozzle



**FS0206**  
150x150 mm

## Fire fighter




















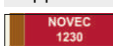






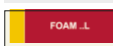
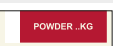
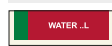
**FS0207**  
150x150 mm

## Fire alarm horn



**FS0208**  
150x150 mm

**SUPPLEMENTARY COLOURS ACCORDING ISO 17631**

Supplementary sign CO2  <b>FS1001</b> 50x150 mm	Supplementary sign Foam  <b>FS1002</b> 50x150 mm	Supplementary sign Halon  <b>FS1003</b> 50x150 mm	Supplementary sign Nitrogen  <b>FS1004</b> 50x150 mm
Supplementary sign Powder  <b>FS1005</b> 50x150 mm	Supplementary sign Water  <b>FS1006</b> 50x150 mm	Supplementary sign Novec 1230  <b>FS1007</b> 50x150 mm	Supplementary sign Aerosol  <b>FS1008</b> 50x150 mm
Supplementary sign Inergen  <b>FS1009</b> 50x150 mm	Suppl. sign Drenching/Deluge  <b>FS1010</b> 50x150 mm	Supplementary sign Sprinkler  <b>FS1011</b> 50x150 mm	Supplementary sign Watermist  <b>FS1012</b> 50x150 mm
Supplementary sign CO2  <b>FS1051</b> 150x50 mm	Supplementary sign Foam  <b>FS1052</b> 150x50 mm	Supplementary sign Nitrogen  <b>FS1054</b> 150x50 mm	Supplementary sign Powder  <b>FS1055</b> 150x50 mm
Supplementary sign Water  <b>FS1056</b> 150x50 mm	Supplementary sign Novec 1230  <b>FS1057</b> 150x50 mm	Supplementary sign Aerosol  <b>FS1058</b> 150x50 mm	Supplementary sign Inergen  <b>FS1059</b> 150x50 mm
Suppl. sign Drenching/Deluge  <b>FS1060</b> 150x50 mm	Supplementary sign Sprinkler  <b>FS1061</b> 150x50 mm	Supplementary sign Watermist  <b>FS1062</b> 150x50 mm	
Supplementary sign CO2 ..kg  <b>FS1151</b> 150x50 mm	Supplementary sign Foam ..L  <b>FS1152</b> 150x50 mm	Supplementary sign Powder ..kg  <b>FS1155</b> 150x50 mm	Supplementary sign water ..L  <b>FS1156</b> 150x50 mm

**ON REQUEST THESE SUPPLEMENTARY SIGNS CAN BE COMBINED WITH A FIREFIGHTING SIGN AS ONE PIECE**

**ACCORDING TO ISO 24409-2 AND ISO 17631**

**Grey** — CO2 or N (Nitrogen)

**Yellow** — F (Foam)

**Brown** — Gas other than CO2 or N, type of gas need to be indicated

**White** — P (Powder)

**Green** — W (Water) or D (Drenching/Deluge)

**Orange** — S (Sprinkler or high pressure water, such as watermist)

## IMO SIGNAGE

## FIRE FIGHTING SIGNS

## Fire extinguisher



FS2001  
150x200 mm  
ISSA 4756120  
IMPA 336120

## Fire alarm



FS2002  
150x200 mm  
ISSA 4756121  
IMPA 336121

## Fire hose reel



FS2003  
150x200 mm  
ISSA 4756122  
IMPA 336122

## Fire hose with nozzle



FS2004  
150x200 mm

## Fire phone



FS2005  
150x200 mm  
ISSA 4756124  
IMPA 336124

## Fire point



FS2006  
150x200 mm  
ISSA 4756123  
IMPA 336123

## Emergency shutdown



FS2007  
150x200 mm

## General alarm



FS2009  
150x200 mm

## Text on request



FS2010  
150x200 mm

## Fire door



FS2013  
150x200 mm

## Fire door keep closed



FS2014  
150x200 mm

## Release station deluge



FS2011  
150x200 mm

## Text on request




FS2012  
150x200 mm

## Supplementary text Fire extinguisher



FS2050  
150x50 mm

## Supplementary text on request



FS2051  
150x50 mm





**Number 0**


**FS3000**  
 75x150 mm  
 ISSA 4756250  
 IMPA 336250

**Number 1**


**FS3001**  
 75x150 mm  
 ISSA 4756251  
 IMPA 336251

**Number 2**


**FS3002**  
 75x150 mm  
 ISSA 4756252  
 IMPA 336252

**Number 3**


**FS3003**  
 75x150 mm  
 ISSA 4756253  
 IMPA 336253

**Number 4**


**FS3004**  
 75x150 mm  
 ISSA 4756254  
 IMPA 336254

**Number 5**


**FS3005**  
 75x150 mm  
 ISSA 4756255  
 IMPA 336255

**Number 6**


**FS3006**  
 75x150 mm  
 ISSA 4756256  
 IMPA 336256

**Number 7**


**FS3007**  
 75x150 mm  
 ISSA 4756257  
 IMPA 336257

**Number 8**


**FS3008**  
 75x150 mm  
 ISSA 4756258  
 IMPA 336258

**Number 9**


**FS3009**  
 75x150 mm  
 ISSA 4756259  
 IMPA 336259

**Fire hose reel**


**FS5001** ISSA 4756145  
 300x100 mm IMPA 336145

**Fire hose with nozzle**


**FS5002**  
 300x100 mm

**In case of fire break glass**


**FS5003** ISSA 4756143  
 300x100 mm IMPA 336143

**Fire alarm**


**FS5004** ISSA 4756141  
 300x100 mm IMPA 336141

**Fire alarm call point**

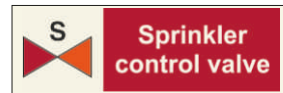

**FS5005** ISSA 4756142  
 300x100 mm IMPA 336142

**Fire blanket**


**FS5006** ISSA 4756150  
 300x100 mm IMPA 336150

**Fire hydrant**


**FS5007**  
 300x100 mm

**Sprinkler control valve**


**FS5008** ISSA 4756153  
 300x100 mm IMPA 336153

**Fire extinguisher**


**FS5009** ISSA 4756140  
 300x100 mm IMPA 336140

**Fire equipment stored inside**


**FS5010** ISSA 4756149  
 300x100 mm IMPA 336149

**Fire point**


**FS5011** ISSA 4756147  
 300x100 mm IMPA 336147

**For use on flammable liquid**


**FS5012** ISSA 4756164  
 300x100 mm IMPA 336164

**For use on electrical fires**

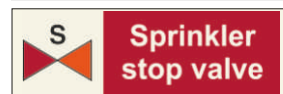

**FS5013** ISSA 4756165  
 300x100 mm IMPA 336165

**For use on any fires**


**FS5014** ISSA 4756163  
 300x100 mm IMPA 336163

**Used only in case of fire**


**FS5015** ISSA 4756151  
 300x100 mm IMPA 336151

**Sprinkler stop valve**


**FS5016** ISSA 4756152  
 300x100 mm IMPA 336152

**MATERIAL SPECIFICATIONS & AVAILABLE SIZES**

Standard size signs made of Pet-X material are all on stock and directly available. Each of the signs in this catalog are available in multiple different types of materials:

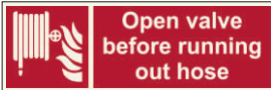
• Pet-X (PVC-free, the environment-friendly choice) • Retro-Reflective • Aluminum light • PVC • Transparent Vinyl • White, self-adhesive vinyl (non-reflective)

Non-standard sizes and materials other than the standard Pet-X material are available upon request. See page 83 for more information.

## IMO SIGNAGE

## FIRE FIGHTING SIGNS

Open valve before running out hose



FS5017 ISSA 4756146  
300x100 mm IMPA 336146

Foam inlet



FS5019 ISSA 4756155  
300x100 mm IMPA 336155

Firemans suit




FS5020 ISSA 4756158  
300x100 mm IMPA 336158

Fire pump start button



FS5021 ISSA 4756159  
300x100 mm IMPA 336159

ALL SYMBOLS AVAILABLE  
WITH ADDITIONAL TEXT

Fire blanket



FS6001  
100x200 mm  
ISSA 4756434  
IMPA 336434

Water extinguisher



FS6002  
100x200 mm  
ISSA 4756430  
IMPA 336430

Foam extinguisher



FS6003  
100x200 mm  
ISSA 4756431  
IMPA 336431

Powder extinguisher



FS6004  
100x200 mm  
ISSA 4756432  
IMPA 336432

CO<sup>2</sup> extinguisher

FS6005  
100x200 mm  
ISSA 4756433  
IMPA 336433

Water



FS6050  
80x200 mm

Foam spray



FS6051  
80x200 mm

Dry powder



FS6052  
80x200 mm

BC powder



FS6053  
80x200 mm

Powder M28



FS6054  
80x200 mm

CO<sub>2</sub>

FS6055  
80x200 mm

CO<sub>2</sub>

FS6056  
80x200 mm

Fire hose



FS6057  
80x200 mm

Fire hose reel



FS6058  
80x200 mm

Wet chemical



FS6059  
80x200 mm

Hydro-spray



FS6060  
80x200 mm

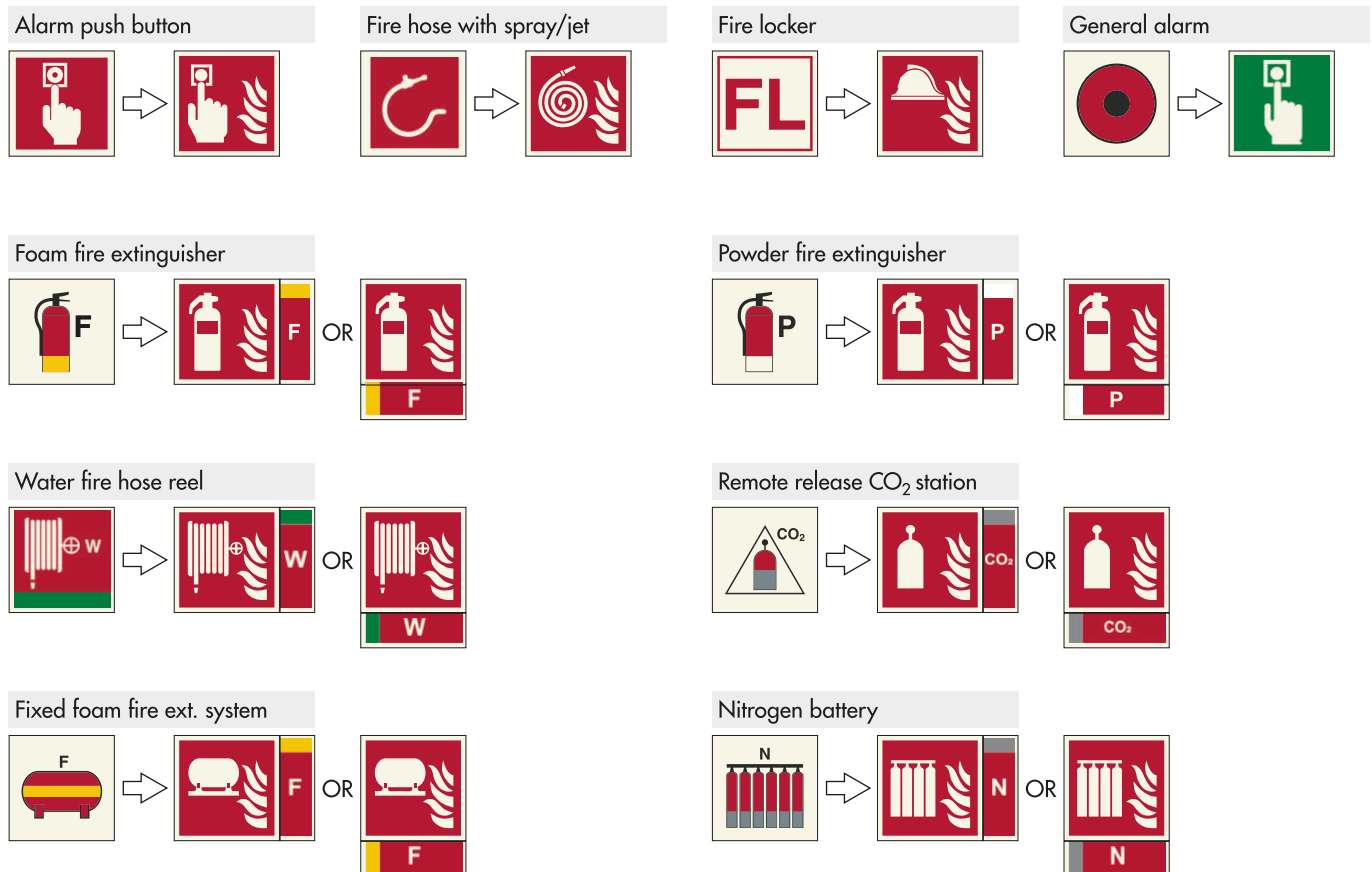
Extinguisher backplate



FS6101  
300x870 mm

## IMO A.116(30) AND ISO 24409-2 FIRE CONTROL SIGNS

All vessels built from 2019 or at renovation, must have their safety signs in compliance with IMO A.1116(30) which refers to the ISO 24409-2. Our IMO signs comply with the ISO 24409-2 standard. This means that some of the fire control signs are replaced by standardized ones in the ISO 24409-2. In the overview below you see some examples of signs that are replaced, and which signs you should use if you need to comply with the new ISO 24409-2 regulations. If you have any questions regarding this new standard, please contact us.



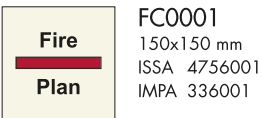


## IMO SIGNAGE

## FIRE CONTROL SIGNS

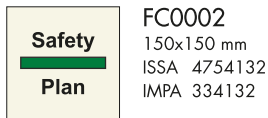
ACCORDING TO IMO A.116(30) AND ISO 24409-2

## Fire control plan



**FC0001**  
150x150 mm  
ISSA 4756001  
IMPA 336001

## Safety Plan



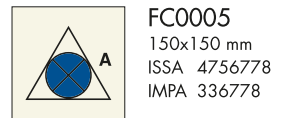
**FC0002**  
150x150 mm  
ISSA 4754132  
IMPA 334132

## Fire and safety plan

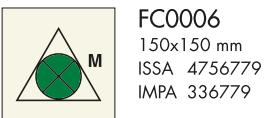


**FC0003**  
150x150 mm  
ISSA 4756013  
IMPA 336013

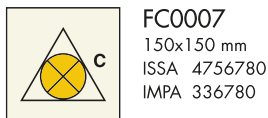
## Remote vent. shut-off accom.



## Remote vent. shut-off mach'n spaces



## Remote vent. shut-off cargo spaces



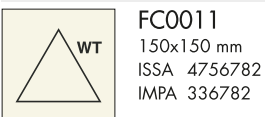
## Remote ventilaton shutoff



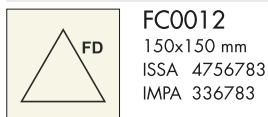
## Remote control for skylight



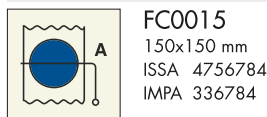
## Remote control for watertight doors



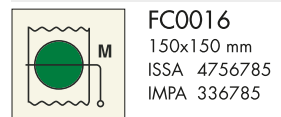
## Remote control for fire doors



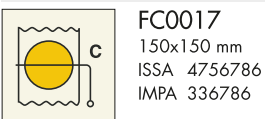
## Fire damper accommodation



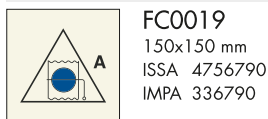
## Fire damper machinery space



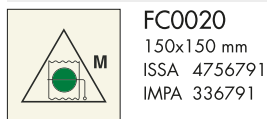
## Fire damper cargo space



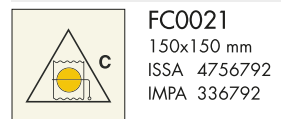
## Rmt. control fire dampers accom.



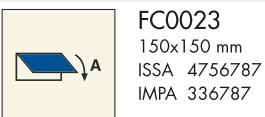
## Rmt. control fire dampers mach'n space



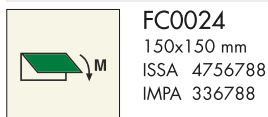
## Rmt. control fire dampers cargo space



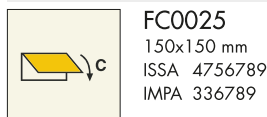
## Closing device ventilation accom.




## Closing device vent. mach'n spaces



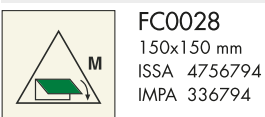
## Closing device ventilation cargo spaces



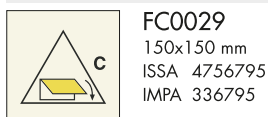
## Rmt. control cl. device accom.



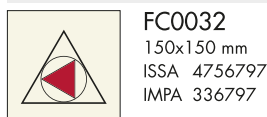
## Rmt. control cl. device mach'n spaces



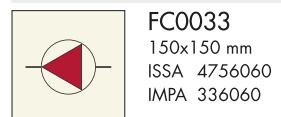
## Rmt. control cl. device cargo spaces




## Remote control fire pumps



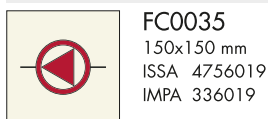
## Fire pump




## Remote control emergency fire pump




## Emergency fire pump



## Remote shut-off fuel pumps



## Remote shut-off lube oil pumps



## MATERIAL SPECIFICATIONS &amp; AVAILABLE SIZES

Standard size signs made of Pet-X material are all on stock and directly available. Each of the signs in this catalog are available in multiple different types of materials:

• Pet-X (PVC-free, the environment-friendly choice) • Retro-Reflective • Aluminum light • PVC • Transparent Vinyl • White, self-adhesive vinyl (non-reflective)

Non-standard sizes and materials other than the standard Pet-X material are available upon request. See page 83 for more information.

**FIRE CONTROL SIGNS**

ACCORDING TO IMO A.116(30) AND ISO 24409-2

Remote control bilge pump(s)



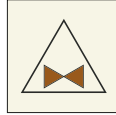
**FC0038**  
150x150 mm  
ISSA 4756803  
IMPA 336803

Remote control emergency bilge pump



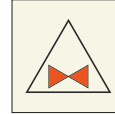
**FC0039**  
150x150 mm  
ISSA 4756804  
IMPA 336804

Remote control fuel oil valves



**FC0042**  
150x150 mm  
ISSA 4756805  
IMPA 336805

Remote control lube oil valves



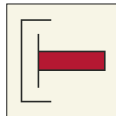
**FC0043**  
150x150 mm  
ISSA 4756806  
IMPA 336806

Remote control for fire pump valves



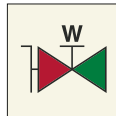
**FC0044**  
150x150 mm  
ISSA 4756807  
IMPA 336807

International shore connection



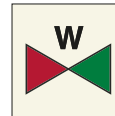
**FC0047**  
150x150 mm  
ISSA 4756059  
IMPA 336059

Fire hydrant



**FC0048**  
150x150 mm  
50x50 mm  
ISSA 4756815  
IMPA 336815

Fire main section valve



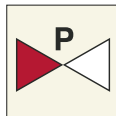
**FC0049**  
150x150 mm  
ISSA 4756818  
IMPA 336818

Sprinkler section valve



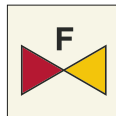
**FC0050**  
150x150 mm  
ISSA 4756819  
IMPA 336819

Powder section valve



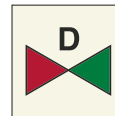
**FC0051**  
150x150 mm  
ISSA 4756817  
IMPA 336817

Foam section valve



**FC0052**  
150x150 mm  
ISSA 4756816  
IMPA 336816

Drenching section valve



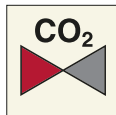
**FC0053**  
150x150 mm  
ISSA 4756029  
IMPA 336029

Watermist section valve



**FC0054**  
150x150 mm

CO<sub>2</sub> section valve



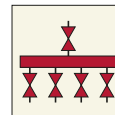
**FC0055**  
150x150 mm

High expansion foam supply trunk




**FC0056**  
150x150 mm  
ISSA 4756838  
IMPA 336838

Water spray system valves



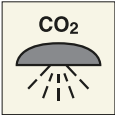
**FC0057**  
150x150 mm  
ISSA 4756027  
IMPA 336027



## IMO SIGNAGE

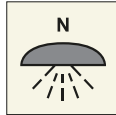
## FIRE CONTROL SIGNS

ACCORDING TO IMO A.116(30) AND ISO 24409-2

Space protected by CO<sub>2</sub> system

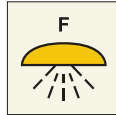
**FC0060**  
150x150 mm  
ISSA 4756007  
IMPA 336007

## Space protected by nitrogen system



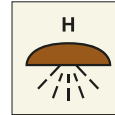
**FC0061**  
150x150 mm  
ISSA 4756877  
IMPA 336877

## Space protected by foam system



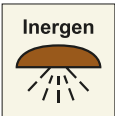
**FC0062**  
150x150 mm  
ISSA 4756016  
IMPA 336016

## Space protected by halon system



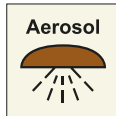
**FC0063**  
150x150 mm  
ISSA 4756011  
IMPA 336011

## Space protected by inergen system



**FC0064**  
150x150 mm

## Space protected by aerosol system



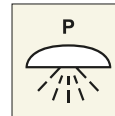
**FC0065**  
150x150 mm

## Space protected by NOVEC system



**FC0066**  
150x150 mm

## Space protected by powder system



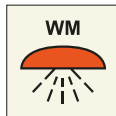
**FC0068**  
150x150 mm

## Space protected by water system



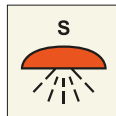
**FC0069**  
150x150 mm

## Space protected by watermist system



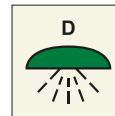
**FC0070**  
150x150 mm

## Space protected by sprinkler system



**FC0071**  
150x150 mm  
ISSA 4756045  
IMPA 336045

## Space prot. by drenching/deluge system



**FC0072**  
150x150 mm  
ISSA 4756028  
IMPA 336028

## Space protected by Hi Fog system



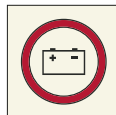
**FC0073**  
150x150 mm

## Emergency generator



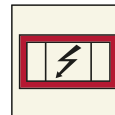
**FC0076**  
150x150 mm  
ISSA 4756076  
IMPA 336076

## Emergency battery



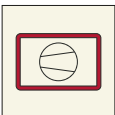
**FC0077**  
150x150 mm  
ISSA 4756887  
IMPA 336887

## Emergency switchboard



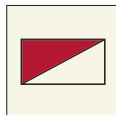
**FC0078**  
150x150 mm  
ISSA 4756077  
IMPA 336077

## Breathing air compressor



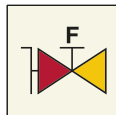
**FC0079**  
150x150 mm  
ISSA 4756869  
IMPA 336869

## Fire alarm panel



**FC0080**  
150x150 mm  
ISSA 4756043  
IMPA 336870

## Fire hydrant foam



**FC0081**  
150x150 mm

## MATERIAL SPECIFICATIONS &amp; AVAILABLE SIZES

Standard size signs made of Pet-X material are all on stock and directly available. Each of the signs in this catalog are available in multiple different types of materials:

• Pet-X (PVC-free, the environment-friendly choice) • Retro-Reflective • Aluminum light • PVC • Transparent Vinyl • White, self-adhesive vinyl (non-reflective)



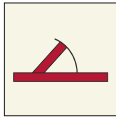
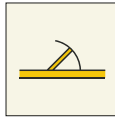

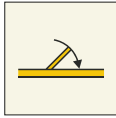

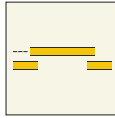
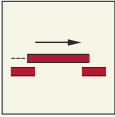
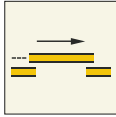



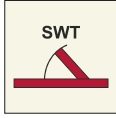
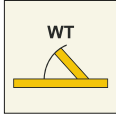
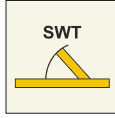
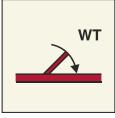
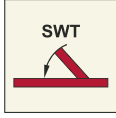
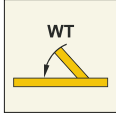
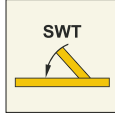

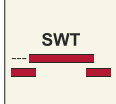
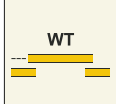
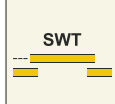
Non-standard sizes and materials other than the standard Pet-X material are available upon request. See page 83 for more information.



# FIRE CONTROL SIGNS

ACCORDING TO IMO A.116(30) AND ISO 24409-2

These fire control signs are not mentioned in the IMO A.1116(30) and ISO 24409-2 but can be used onboard vessels build both before 2019 and from 2019.

<b>A-class division</b>  <b>FC2001</b> 150x150 mm ISSA 4756031 IMPA 336031	<b>B-class division</b>  <b>FC2002</b> 150x150 mm ISSA 4756037 IMPA 336037	<b>A-class hinged fire door</b>  <b>FC2003</b> 150x150 mm ISSA 4756032 IMPA 336032	<b>B-class hinged fire door</b>  <b>FC2004</b> 150x150 mm ISSA 4756038 IMPA 336038
<b>A-class hinged self closing fire door</b>  <b>FC2005</b> 150x150 mm ISSA 4754033 IMPA 336033	<b>B-class hinged self closing fire door</b>  <b>FC2006</b> 150x150 mm ISSA 4756039 IMPA 336039	<b>A-class sliding fire door</b>  <b>FC2007</b> 150x150 mm ISSA 4756034 IMPA 336034	<b>B-class sliding fire door</b>  <b>FC2008</b> 150x150 mm ISSA 4756040 IMPA 336040
<b>A-class self closing sliding fire door</b>  <b>FC2009</b> 150x150 mm ISSA 4756035 IMPA 336035	<b>B-class self closing sliding fire door</b>  <b>FC2010</b> 150x150 mm ISSA 4756041 IMPA 336041	<b>Main vertical zone division</b>  <b>FC2125</b> 150x150 mm ISSA 4756753 IMPA 336753	<b>Main vertical zone</b>  <b>FC2126</b> 150x150 mm ISSA 4756042 IMPA 336042
<b>"A" Watertight fire door</b>  <b>FC2127</b> 150x150 mm ISSA 4756755 IMPA 336755	<b>"A" Semi-watertight fire door</b>  <b>FC2128</b> 150x150 mm ISSA 4756756 IMPA 336756	<b>"B" Watertight fire door</b>  <b>FC2129</b> 150x150 mm ISSA 4756758 IMPA 336758	<b>"B" Semi-watertight fire door</b>  <b>FC2130</b> 150x150 mm ISSA 4756759 IMPA 336759
<b>"A" Self closing watertight fire door</b>  <b>FC2131</b> 150x150 mm ISSA 4756761 IMPA 336761	<b>"A" Self closing semi-watertight fire door</b>  <b>FC2132</b> 150x150 mm ISSA 4756762 IMPA 336762	<b>"B" Self closing watertight fire door</b>  <b>FC2133</b> 150x150 mm ISSA 4756764 IMPA 336764	<b>"B" Self closing semi-watertight fire door</b>  <b>FC2134</b> 150x150 mm ISSA 4756765 IMPA 336765
<b>"A" Watertight sliding fire door</b>  <b>FC2135</b> 150x150 mm ISSA 4756767 IMPA 336767	<b>"A" Semi-watertight sliding fire door</b>  <b>FC2136</b> 150x150 mm ISSA 4756768 IMPA 336768	<b>"B" Watertight sliding fire door</b>  <b>FC2137</b> 150x150 mm ISSA 4756770 IMPA 336770	<b>"B" Semi-watertight sliding fire door</b>  <b>FC2138</b> 150x150 mm ISSA 4756771 IMPA 336771

## MATERIAL SPECIFICATIONS & AVAILABLE SIZES

Standard size signs made of Pet-X material are all on stock and directly available. Each of the signs in this catalog are available in multiple different types of materials:

• Pet-X (PVC-free, the environment-friendly choice) • Retro-Reflective • Aluminum light • PVC • Transparent Vinyl • White, self-adhesive vinyl (non-reflective)

Non-standard sizes and materials other than the standard Pet-X material are available upon request. See page 83 for more information.

## IMO SIGNAGE

## FIRE CONTROL SIGNS

ISO 17631

These fire control signs are not mentioned in the IMO A.1116(30) and ISO 24409-2 but can be used onboard vessels build both before 2019 and from 2019.

"A" Self closing sl watertight fire door



**FC2139**  
150x150 mm  
ISSA 4756773  
IMPA 336773

"A" Self cl. sl. semi-watertight fire door



**FC2140**  
150x150 mm  
ISSA 4756774  
IMPA 336774

"B" Self closing sl watertight fire door



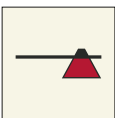
**FC2141**  
150x150 mm  
ISSA 4756776  
IMPA 336776

"B" Self cl. sl. semi-watertight fire door



**FC2142**  
150x150 mm  
ISSA 4756777  
IMPA 336777

Fire axe



**FC2072**  
150x150 mm  
ISSA 4756026  
IMPA 336026

Smoke detector



**FC2073**  
150x150 mm  
ISSA 4756056  
IMPA 336056

Heat detector



**FC2074**  
150x150 mm  
ISSA 4756061  
IMPA 336061

Flame detector



**FC2075**  
150x150 mm  
ISSA 4756875  
IMPA 336875

Gas detector



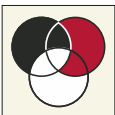
**FC2076**  
150x150 mm  
ISSA 4756062  
IMPA 336062

Heat and smoke detector



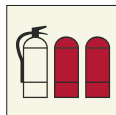
**FC2077**  
150x150 mm

Spare charges fire extinguisher



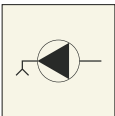
**FC2078**  
150x150 mm  
ISSA 4756715  
IMPA 336715

Refills fire extinguisher



**FC2079**  
150x150 mm

Bilge pump



**FC2090**  
150x150 mm  
ISSA 4756021  
IMPA 336021

Emergency bilge pump



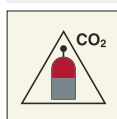
**FC2091**  
150x150 mm  
ISSA 4756022  
IMPA 336022

Locker breathing apparatus

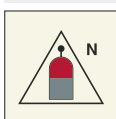


**FC2092**  
150x150 mm  
ISSA 4756068  
IMPA 336068

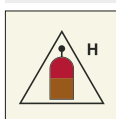
According to IMO A.1116(30) the signs of this page are only for use onboard vessels build before 2019.

**Remote release station CO<sub>2</sub>**


**FC2012**  
 150x150 mm  
 ISSA 4756808  
 IMPA 336808

**Remote release station nitrogen**


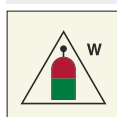
**FC2013**  
 150x150 mm  
 ISSA 4756809  
 IMPA 336809

**Remote release station halon**


**FC2014**  
 150x150 mm  
 ISSA 4756810  
 IMPA 336810

**Remote release station powder**

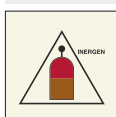

**FC2015**  
 150x150 mm  
 ISSA 4756812  
 IMPA 336812

**Remote release station water**


**FC2016**  
 150x150 mm  
 ISSA 4756813  
 IMPA 336813

**Remote release station foam**

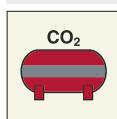

**FC2017**  
 150x150 mm  
 ISSA 4756811  
 IMPA 336811

**Remote release station inergen**


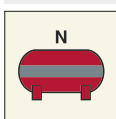
**FC2018**  
 150x150 mm  
 ISSA 4756808  
 IMPA 336808

**Remote release station aerosol**

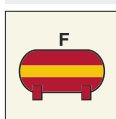

**FC2019**  
 150x150 mm

**Fixed fire ext. inst. CO<sub>2</sub>**


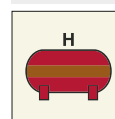
**FC2021**  
 150x150 mm  
 ISSA 4756820  
 IMPA 336820

**Fixed fire ext. inst. nitrogen**


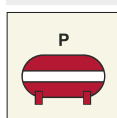
**FC2022**  
 150x150 mm  
 ISSA 4756821  
 IMPA 336821

**Fixed fire ext. inst. foam**


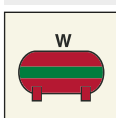
**FC2023**  
 150x150 mm  
 ISSA 4756823  
 IMPA 336823

**Fixed fire ext. inst. halon**


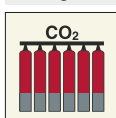
**FC2024**  
 150x150 mm  
 ISSA 4756822  
 IMPA 336822

**Fixed fire ext. inst. powder**


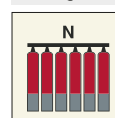
**FC2025**  
 150x150 mm  
 ISSA 4756824  
 IMPA 336824

**fixed fire ext. inst. water**


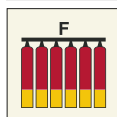
**FC2026**  
 150x150 mm  
 ISSA 4756825  
 IMPA 336825

**Extinguishing battery CO<sub>2</sub>**


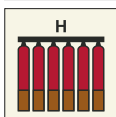
**FC2027**  
 150x150 mm  
 ISSA 4756826  
 IMPA 336826

**Extinguishing battery nitrogen**


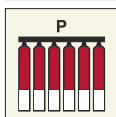
**FC2028**  
 150x150 mm  
 ISSA 4756827  
 IMPA 336827

**Extinguishing battery foam**


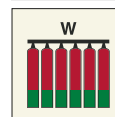
**FC2029**  
 150x150 mm  
 ISSA 4756829  
 IMPA 336829

**Extinguishing battery halon**


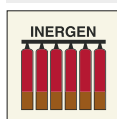
**FC2030**  
 150x150 mm  
 ISSA 4756828  
 IMPA 336828

**Extinguishing battery powder**


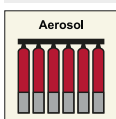
**FC2031**  
 150x150 mm  
 ISSA 4756830  
 IMPA 336830

**Extinguishing battery water**


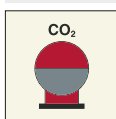
**FC2032**  
 150x150 mm  
 ISSA 4756831  
 IMPA 336831

**Extinguishing battery inergen**


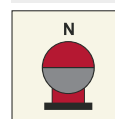
**FC2033**  
 150x150 mm  
 ISSA 4756826  
 IMPA 336826

**Extinguishing battery aerosol**


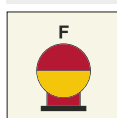
**FC2034**  
 150x150 mm

**Protected ext. bottle CO<sub>2</sub>**


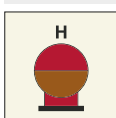
**FC2036**  
 150x150 mm  
 ISSA 4756832  
 IMPA 336832

**Protected ext. bottle nitrogen**


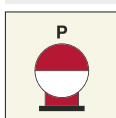
**FC2037**  
 150x150 mm  
 ISSA 4756833  
 IMPA 336833

**Protected ext. bottle foam**


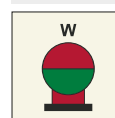
**FC2038**  
 150x150 mm  
 ISSA 4756835  
 IMPA 336835

**Protected ext. bottle halon**


**FC2039**  
 150x150 mm  
 ISSA 4756834  
 IMPA 336834

**Protected ext. bottle powder**


**FC2040**  
 150x150 mm  
 ISSA 4756836  
 IMPA 336836

**Protected ext. bottle water**


**FC2041**  
 150x150 mm  
 ISSA 4756837  
 IMPA 336837



## IMO SIGNAGE

## FIRE CONTROL SIGNS

According to IMO A.1116(30) the signs of this page are only for use onboard vessels build before 2019.

<b>Protected ext. bottle aerosol</b>  <b>FC2042</b> 150x150 mm ISSA 4756844 IMPA 336844	<b>Foam monitor</b>  <b>FC2044</b> 150x150 mm ISSA 4756841 IMPA 336841	<b>Powder monitor</b>  <b>FC2045</b> 150x150 mm ISSA 4756842 IMPA 336842	<b>Water monitor</b>  <b>FC2046</b> 150x150 mm ISSA 4756843 IMPA 336843
<b>Hose reel foam</b>  <b>FC2047</b> 150x150 mm ISSA 4756844 IMPA 336844	<b>Hose reel powder</b>  <b>FC2048</b> 150x150 mm ISSA 4756845 IMPA 336845	<b>Hose reel water</b>  <b>FC2049</b> 150x150 mm ISSA 4756846 IMPA 336846	<b>CO<sub>2</sub> fire extinguisher</b>  <b>FC2050</b> 150x150 mm ISSA 4756847 IMPA 336847
<b>Powder fire extinguisher</b>  <b>FC2051</b> 150x150 mm ISSA 4756850 IMPA 336850	<b>Foam fire extinguisher</b>  <b>FC2052</b> 150x150 mm ISSA 4756849 IMPA 336849	<b>Halon fire extinguisher</b>  <b>FC2053</b> 150x150 mm ISSA 4756848 IMPA 336848	<b>Water fire extinguisher</b>  <b>FC2054</b> 150x150 mm ISSA 4756851 IMPA 336851
<b>Light water fire extinguisher</b>  <b>FC2055</b> 150x150 mm ISSA 4756080 IMPA 336080	<b>Water mist fire extinguisher</b>  <b>FC2056</b> 150x150 mm	<b>Wet chemical fire extinguisher</b>  <b>FC2057</b> 150x150 mm	<b>CO<sub>2</sub> wheeled fire extinguisher</b>  <b>FC2060</b> 150x150 mm ISSA 4756852 IMPA 336852
<b>Foam wheeled fire extinguisher</b>  <b>FC2061</b> 150x150 mm ISSA 4756854 IMPA 336854	<b>Halon wheeled fire extinguisher</b>  <b>FC2062</b> 150x150 mm ISSA 4756853 IMPA 336853	<b>Powder wheeled fire extinguisher</b>  <b>FC2063</b> 150x150 mm ISSA 4756855 IMPA 336855	<b>Water wheeled fire extinguisher</b>  <b>FC2064</b> 150x150 mm ISSA 4756856 IMPA 336856
<b>Portable foam applicator</b>  <b>FC2066</b> 150x150 mm ISSA 4756857 IMPA 336857	<b>Water fog applicator</b>  <b>FC2067</b> 150x150 mm ISSA 4756885 IMPA 336885	<b>General alarm button or switch</b>  <b>FC2070</b> 150x150 mm ISSA 4756022 IMPA 336002	




## MATERIAL SPECIFICATIONS &amp; AVAILABLE SIZES

Standard size signs made of Pet-X material are all on stock and directly available. Each of the signs in this catalog are available in multiple different types of materials:

• Pet-X (PVC-free, the environment-friendly choice) • Retro-Reflective • Aluminum light • PVC • Transparent Vinyl • White, self-adhesive vinyl (non-reflective)

Non-standard sizes and materials other than the standard Pet-X material are available upon request. See page 83 for more information.

According to IMO A.1116(30) the signs of this page are only for use onboard vessels build before 2019.

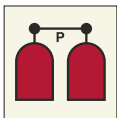
<b>Control station</b>  <b>FC2080</b> 150x150 mm ISSA 4756066 IMPA 336066	<b>Fire station</b>  <b>FC2081</b> 150x150 mm ISSA 4756030 IMPA 336030	<b>Fire equipment</b>  <b>FC2082</b> 150x150 mm ISSA 4756067 IMPA 336067	<b>Fire locker</b>  <b>FC2083</b> 150x150 mm ISSA 4756858 IMPA 336858
<b>Inert gas installation</b>  <b>FC2084</b> 150x150 mm ISSA 4756073 IMPA 336073	<b>Safety equipment</b>  <b>FC2085</b> 150x150 mm	<b>Heli equipment</b>  <b>FC2086</b> 150x150 mm	<b>Sprinkler</b>  <b>FC2094</b> 150x150 mm ISSA 4756045 IMPA 336045
<b>Rmt. controlled fuel/lub. oil valves</b>  <b>FC2095</b> 150x150 mm ISSA 4756065 IMPA 336065	<b>CO<sub>2</sub> release station</b>  <b>FC2097</b> 150x150 mm ISSA 4756009 IMPA 336009	<b>Halon release station</b>  <b>FC2098</b> 150x150 mm ISSA 4756049 IMPA 336049	<b>Hose box with spray / jet</b>  <b>FC2099</b> 150x150 mm ISSA 4756058 IMPA 336058
<b>Locker with add'l protective clothing</b>  <b>FC2100</b> 150x150 mm ISSA 4756069 IMPA 336069	<b>Rmt. contrll. fire pump or emergency sw</b>  <b>FC2101</b> 150x150 mm ISSA 4756020 IMPA 336020	<b>Fire main with valves</b>  <b>FC2102</b> 150x150 mm ISSA 4756057 IMPA 336057	<b>Space protected by automatic fire alarm</b>  <b>FC2103</b> 150x150 mm ISSA 4756006 IMPA 335606
<b>Emergency telephone station</b>  <b>FC2104</b> 150x150 mm ISSA 4756025 IMPA 336025	<b>Foam nozzle</b>  <b>FC2105</b> 150x150 mm ISSA 4756015 IMPA 336015	<b>Sprinkler installation</b>  <b>FC2106</b> 150x150 mm ISSA 4756044 IMPA 336044	<b>Manual call point</b>  <b>FC2107</b> 150x150 mm ISSA 4756005 IMPA 336005
<b>Monitored by detector</b>  <b>FC2108</b> 150x150 mm ISSA 4756055 IMPA 336055	<b>Wet chemical applicator</b>  <b>FC2109</b> 150x150 mm	<b>Emergency light</b>  <b>FC2111</b> 150x150 mm	<b>Battery 24V</b>  <b>FC2112</b> 150x150 mm
<b>Space protected by foam</b>  <b>FC2113</b> 150x150 mm ISSA 4756016 IMPA 336016	<b>Sprinkler horn</b>  <b>FC2114</b> 150x150 mm ISSA 4756046 IMPA 336046	<b>Remote control skylights</b>  <b>FC2115</b> 150x150 mm ISSA 4756064 IMPA 336064	<b>Powder installation</b>  <b>FC2116</b> 150x150 mm ISSA 4756051 IMPA 336051

## IMO SIGNAGE

## FIRE CONTROL SIGNS

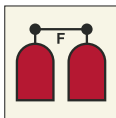
According to IMO A.1116(30) the signs of this page are only for use onboard vessels build before 2019.

## Powder release station



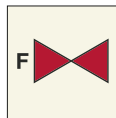
**FC2117**  
150x150 mm  
ISSA 4756054  
IMPA 336054

## Foam release station




**FC2118**  
150x150 mm  
ISSA 4756018  
IMPA 336018

## Foam valve




**FC2119**  
150x150 mm  
ISSA 4756017  
IMPA 336017

## High exp. foam suppl. trunk



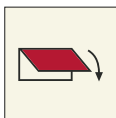
**FC2120**  
150x150 mm  
ISSA 4756074  
IMPA 336074

## Foam installation



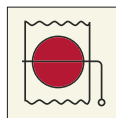
**FC2121**  
150x150 mm  
ISSA 4756013  
IMPA 336013

## Closing applce ext. vent. in/out



**FC2122**  
150x150 mm  
ISSA 4756072  
IMPA 336072

## Fire damper in vent duct




**FC2123**  
150x150 mm  
ISSA 4756063  
IMPA 336063

## Fire alarm

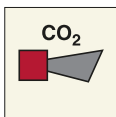


**FC2148**  
150x150 mm  
ISSA 4756004  
IMPA 336004

## Fire alarm horn

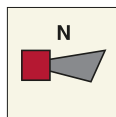


**FC2149**  
150x150 mm  
ISSA 4756003  
IMPA 336003

Alarm horn CO<sub>2</sub> system

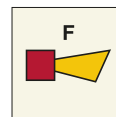
**FC2150**  
150x150 mm  
ISSA 4756008  
IMPA 336008

## Alarm horn nitrogen system



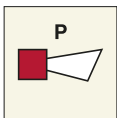
**FC2151**  
150x150 mm

## Alarm horn foam system



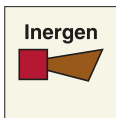
**FC2152**  
150x150 mm

## Alarm horn powder system



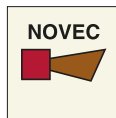
**FC2153**  
150x150 mm

## Alarm horn inergen system



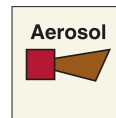
**FC2154**  
150x150 mm

## Alarm horn novoc system



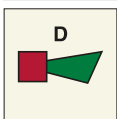
**FC2155**  
150x150 mm

## Alarm horn aerosol system



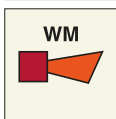
**FC2156**  
150x150 mm

## Alarm horn drenching system



**FC2157**  
150x150 mm

## Alarm horn watermist system



**FC2158**  
150x150 mm

## MATERIAL SPECIFICATIONS &amp; AVAILABLE SIZES

Standard size signs made of Pet-X material are all on stock and directly available. Each of the signs in this catalog are available in multiple different types of materials:

• Pet-X (PVC-free, the environment-friendly choice) • Retro-Reflective • Aluminum light • PVC • Transparant Vinyl • White, self-adhesive vinyl (non-reflective)

Non-standard sizes and materials other than the standard Pet-X material are available upon request. See page 83 for more information.



**General warning sign**


**WS0001**  
150x150 mm  
ISSA 4757500  
IMPA 337500

**Flammable material**


**WS0002**  
150x150 mm  
ISSA 4757509  
IMPA 337509

**Explosive material**


**WS0003**  
150x150 mm  
ISSA 4757504  
IMPA 337504

**Toxic material**


**WS0004**  
150x150 mm  
ISSA 4757506  
IMPA 337506

**Corrosive substance**


**WS0005**  
150x150 mm  
ISSA 4757505  
IMPA 337505

**Oxidising substance**


**WS0006**  
150x150 mm

**Substance with environmental hazard**


**WS0007**  
150x150 mm

**Long term health hazard**


**WS0008**  
150x150 mm  
ISSA 4757507  
IMPA 337507

**Electricity**


**WS0009**  
150x150 mm  
ISSA 4757507  
IMPA 337507

**Radioactive material or ionizing radiation**


**WS0010**  
150x150 mm  
ISSA 4757511  
IMPA 337511

**Biological hazard**


**WS0011**  
150x150 mm  
ISSA 4757501  
IMPA 337501

**Low temperature / freezing conditions**


**WS0012**

**Hot surface**


**WS0013**

**Overhead load**


**WS0015**  
150x150 mm

**Industrial vehicles**


**WS0016**  
150x150 mm  
ISSA 4757503  
IMPA 337503

**Automatic start-up**


**WS0017**  
150x150 mm

**Run over by remote operator controlled machine**


**WS0018**  
150x150 mm

**Pressurized cylinder**


**WS0019**  
150x150 mm

**Battery charging**


**WS0020**  
150x150 mm

**Non-ionizing radiation**


**WS0021**  
150x150 mm  
ISSA 4757515  
IMPA 337515

**Laser beam**


**WS0022**  
150x150 mm

**Optical radiation**


**WS0023**  
150x150 mm

**MATERIAL SPECIFICATIONS & AVAILABLE SIZES**

Standard size signs made of Pet-X material are all on stock and directly available. Each of the signs in this catalog are available in multiple different types of materials:

• Pet-X (PVC-free, the environment-friendly choice) • Retro-Reflective • Aluminum light • PVC • Transparent Vinyl • White, self-adhesive vinyl (non-reflective)

Non-standard sizes and materials other than the standard Pet-X material are available upon request. See page 83 for more information.

## IMO SIGNAGE

## WARNING SIGNS

Magnetic field

WS0024  
150x150 mm

Asphyxiation atmosphere

WS0025  
150x150 mm

Sudden loud noise

WS0026  
150x150 mm

Arc flash

WS0027  
150x150 mm

Floor level obstacle

WS0029  
150x150 mm  
ISSA 4757508  
IMPA 337508

Drop (fall)

WS0030  
150x150 mm

Slippery surface

WS0031  
150x150 mm  
ISSA 4757501  
IMPA 337501

Overhead obstacle

WS0032  
150x150 mm  
ISSA 4757502  
IMPA 337502

Crushing



WS0033

Crushing of hands



WS0034

Sharp element

WS0035  
150x150 mm

Counterrotating rollers

WS0036  
150x150 mm

Hand crushing between press brake tool

WS0037  
150x150 mm

Hand crushing between press brake and material

WS0038  
150x150 mm

Rapid movement of workpiece in press brake

WS0039  
150x150 mm

Barbed wire

WS0043  
150x150 mm

Guard dog

WS0044  
150x150 mm

Bull

WS0045  
150x150 mm

Crocodiles, alligators or caymans

WS0046  
150x150 mm

Falling objects

WS0047  
150x150 mm

Falling ice

WS0048  
150x150 mm

Fragile roof

WS0049  
150x150 mm

Quicksand or mud / deep mud or silt

WS0050  
150x150 mm

Deep water

WS0051  
150x150 mm

Shallow water (diving)

WS0052  
150x150 mm

Unprotected edge

WS0053  
150x150 mm

Unstable cliff edge

WS0054  
150x150 mm

Unstable cliff

WS0055  
150x150 mm

Strong winds

WS0056  
150x150 mm

Step down

WS0057  
150x150 mm

Long term health hazard

WS0058  
150x150 mm

Environmental hazard

WS0059  
150x150 mm

<b>Hot liquids</b>  <b>WS1001</b> 150x150 mm	<b>Dangerous stairs</b>  <b>WS1002</b> 150x150 mm	<b>Rotating cutter</b>  <b>WS1003</b> 150x150 mm	<b>Rotating parts / belts and tires</b>  <b>WS1004</b> 150x150 mm
<b>Rotating gearing wheels</b>  <b>WS1005</b> 150x150 mm	<b>Camera surveillance</b>  <b>WS1006</b> 150x150 mm	<b>EX zone</b>  <b>WS1010</b> 150x150 mm	<b>H2S</b>  <b>WS1011</b> 150x150 mm
<b>Harmfull / irritant materials</b>  <b>WS1012</b> 150x150 mm	<b>Confined space</b>  <b>WS1013</b> 150x150 mm	<b>Hot steam under pressure</b>  <b>WS1014</b> 150x150 mm	<b>High pressure water jets</b>  <b>WS1015</b> 150x150 mm
<b>Space with high temperature</b>  <b>WS1016</b> 150x150 mm			
<b>Moving machinery</b>  <b>WS2001</b> 150x200 mm ISSA 4757546 IMPA 337546	<b>Gas under pressure</b>  <b>WS2002</b> 150x200 mm	<b>Poison gas</b>  <b>WS2003</b> 150x200 mm	<b>High noise levels</b>  <b>WS2004</b> 150x200 mm
<b>Lack of oxygen</b>  <b>WS2005</b> 150x200 mm ISSA 4757544 IMPA 337544	<b>Explosive atmosphere</b>  <b>WS2006</b> 150x200 mm	<b>Work in progress on radar</b>  <b>WS2007</b> 150x200 mm	<b>Danger</b>  <b>WS2008</b> 150x200 mm ISSA 4757540 IMPA 337540
<b>Co2 protected area</b>  <b>WS2009</b> 150x200 mm ISSA 4757545 IMPA 337545	<b>Starts/stops automatically</b>  <b>WS2010</b> 150x200 mm ISSA 4757557 IMPA 337557	<b>Wet deck</b>  <b>WS2011</b> 150x200 mm ISSA 4757573 IMPA 337573	<b>High voltage</b>  <b>WS2012</b> 150x200 mm ISSA 4757610 IMPA 337610

## MATERIAL SPECIFICATIONS & AVAILABLE SIZES

Standard size signs made of Pet-X material are all on stock and directly available. Each of the signs in this catalog are available in multiple different types of materials:

• Pet-X (PVC-free, the environment-friendly choice) • Retro-Reflective • Aluminum light • PVC • Transparant Vinyl • White, self-adhesive vinyl (non-reflective)

Non-standard sizes and materials other than the standard Pet-X material are available upon request. See page 83 for more information.



## IMO SIGNAGE

## WARNING SIGNS

## Electrical hazard



WS2013  
150x200 mm  
ISSA 4757611  
IMPA 337611

## Explosion risk



WS2014  
150x200 mm  
ISSA 4757581  
IMPA 337581

## Unmanned machinery



WS2015  
150x200 mm  
ISSA 4757542  
IMPA 337542

## Battery charging



WS2016  
150x200 mm  
ISSA 4757543  
IMPA 337543

## Low oxygen level



WS2017  
150x200 mm  
ISSA 4757544  
IMPA 337544

## Under maintenance



WS2018  
150x200 mm  
ISSA 4757547  
IMPA 337547

## Overhead working



WS2019  
150x200 mm  
ISSA 4757548  
IMPA 337548

## Out of order



WS2020  
150x200 mm  
ISSA 4757566  
IMPA 337566

## Slip hazard



WS2021  
150x200 mm  
ISSA 4757572  
IMPA 337572

## Slippery surface



WS2022  
150x200 mm  
ISSA 4757574  
IMPA 337574

## Mind your head



WS2023  
150x200 mm  
ISSA 4757570  
IMPA 337570

## Petroleum vapour



WS2024  
150x200 mm  
ISSA 4757580  
IMPA 337580

## Explosive gasses



WS2025  
150x200 mm  
ISSA 4757582  
IMPA 337582

## Battery acid



WS2026  
150x200 mm  
ISSA 4757591  
IMPA 337591

## Corrosive substance



WS2027  
150x200 mm  
ISSA 4757596  
IMPA 337596

## Caustic



WS2028  
150x200 mm  
ISSA 4757597  
IMPA 337597

## Toxic



WS2029  
150x200 mm  
ISSA 4757600  
IMPA 337600

## Chlorine



WS2030  
150x200 mm  
ISSA 4757601  
IMPA 337601

## Harmful vapours




WS2031  
150x200 mm  
ISSA 4757604  
IMPA 337604

## 380 Volts



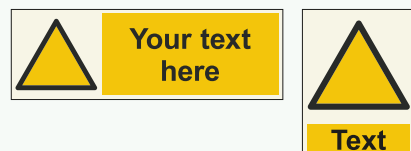
WS2032  
150x200 mm  
ISSA 4757615  
IMPA 337615



<b>440 Volts</b>  <b>DANGER</b> 440 volts	<b>3300 Volts</b>  <b>DANGER</b> 3300 volts	<b>Trip hazard</b>  <b>DANGER</b> Trip hazard	<b>Mind the step</b>  <b>DANGER</b> Mind the step
<b>Uneven surface</b>  <b>DANGER</b> Uneven surface	<b>Flammable liquid</b>  <b>DANGER</b> Flammable liquid	<b>Fire risk</b>  <b>DANGER</b> Fire risk	<b>Low flash point</b>  <b>DANGER</b> Low flash point
<b>Loud noise</b>  <b>CAUTION</b> Loud noise	<b>Radiation risk</b>  <b>CAUTION</b> Radiation risk	<b>Ionizing radiation</b>  <b>DANGER</b> Ionizing radiation	<b>Biological hazard</b>  <b>DANGER</b> Biological hazard
<b>Danger of infection</b>  <b>DANGER</b> of infection	<b>Non-ionising radiation</b>  <b>CAUTION</b> Non-ionising radiation	<b>Danger of death</b>  <b>DANGER</b> Of death	<b>Compressed oxygen</b>  <b>DANGER</b> Compressed oxygen
<b>Open slowly</b>  <b>WARNING</b> Open slowly	<b>Compressed gasses</b>  <b>DANGER</b> Compressed gasses	<b>Danger automatic sliding door</b>  <b>DANGER</b> Automatic sliding door	<b>Danger explosion risk</b>  <b>DANGER</b> Explosion risk
<b>Space with high temperature</b>  <b>WARNING</b> Space with high temperature	<b>Acetylene</b>  <b>ACETYLENE</b> WS5001 300x100 mm ISSA 4757701 IMPA 337701	<b>Oxygen</b>  <b>OXYGEN</b> WS5002 300x100 mm ISSA 4757700 IMPA 337700	<b>Solvents</b>  <b>SOLVENTS</b> WS5003 300x100 mm

**ALL OTHER COMBINATIONS WITH TEXTS ON REQUEST**

Give the symbol code, for example WS0001.  
Than choose your desired language or combination.  
Multiple languages are also possible.



## IMO SIGNAGE

## PROHIBITION SIGNS

<b>General prohibition sign</b>  <b>PS0001</b> 150x150 mm	<b>No smoking</b>  <b>PS0002</b> 150x150 mm ISSA 4758500 IMPA 338500	<b>No open flame or fire</b>  <b>PS0003</b> 150x150 mm ISSA 4758501 IMPA 338501	<b>No thoroughfare</b>  <b>PS0004</b> 150x150 mm ISSA 4758503 IMPA 338503
<b>Do not extinguish with water</b>  <b>PS0005</b> 150x150 mm ISSA 4758509 IMPA 338509	<b>No drinking water</b>  <b>PS0006</b> 150x150 mm ISSA 4758505 IMPA 338505	<b>No access for unauthorized</b>  <b>PS0007</b> 150x150 mm ISSA 4758502 IMPA 338502	<b>No access for industrial vehicles</b>  <b>PS0009</b>
<b>Do not touch</b>  <b>PS0010</b> 150x150 mm ISSA 4758504 IMPA 338504	<b>No metallic articles or watches</b>  <b>PS0011</b> 150x150 mm	<b>Do not alter the state of the switch</b>  <b>PS0012</b> 150x150 mm ISSA 4758553 IMPA 338553	<b>Do not obstruct</b>  <b>PS0013</b> 150x150 mm
<b>No activated mobile phone</b>  <b>PS0014</b> 150x150 mm ISSA 4758510 IMPA 338510	<b>No eating or drinking</b>  <b>PS0015</b> 150x150 mm ISSA 4758566 IMPA 338566	<b>No climbing</b>  <b>PS0016</b> 150x150 mm	<b>No access with impl. cardiac devices</b>  <b>PS0017</b> 150x150 mm
<b>No access metallic implants</b>  <b>PS0018</b> 150x150 mm	<b>No reaching in</b>  <b>PS0019</b> 150x150 mm	<b>No heavy load</b>  <b>PS0020</b> 150x150 mm	<b>No photography</b>  <b>PS0021</b> 150x150 mm ISSA 4758692 IMPA 338692
<b>Do not spray with water</b>  <b>PS0022</b> 150x150 mm	<b>No pushing</b>  <b>PS0023</b> 150x150 mm	<b>No sitting</b>  <b>PS0024</b> 150x150 mm	<b>No stepping on surface</b>  <b>PS0025</b> 150x150 mm
<b>Do not use lift in case of fire</b>  <b>PS0026</b> 150x150 mm ISSA 4756300 IMPA 336300	<b>No dogs</b>  <b>PS0027</b> 150x150 mm	<b>Do not walk or stand here</b>  <b>PS0028</b> 150x150 mm	<b>Do not use this incomplete scaffold</b>  <b>PS0030</b> 150x150 mm

## MATERIAL SPECIFICATIONS &amp; AVAILABLE SIZES

Standard size signs made of Pet-X material are all on stock and directly available. Each of the signs in this catalog are available in multiple different types of materials:

• Pet-X (PVC-free, the environment-friendly choice) • Retro-Reflective • Aluminum light • PVC • Transparent Vinyl • White, self-adhesive vinyl (non-reflective)

Non-standard sizes and materials other than the standard Pet-X material are available upon request. See page 83 for more information.



Do not use device into water



PS0031  
150x150 mm

Do not use this lift for people



PS0032  
150x150 mm

Do not wear gloves



PS0033  
150x150 mm

Do not tie knots in rope



PS0034  
150x150 mm

Do not use for face grinding



PS0035  
150x150 mm

Do not use for wet grinding



PS0036  
150x150 mm

Do not use with hand-held grinding machine



PS0037  
150x150 mm

Do not wear metall-studded footwear



PS0038  
150x150 mm

No children allowed



PS0039  
150x150 mm

Hot works prohibited



PS0040  
150x150 mm

Do not set off fireworks



PS0041  
150x150 mm

No leaning against



PS0042  
150x150 mm

Not for pregnant women



PS0043  
150x150 mm

Not for people in state of intoxication



PS0044  
150x150 mm

Use of smart glasses prohibited



PS0045  
150x150 mm

No running



PS0046  
150x150 mm

No swimming



PS0047  
150x150 mm

No snorkelling



PS0048  
150x150 mm

No diving



PS0049  
150x150 mm

No outdoor footwear



PS0050  
150x150 mm

## IMO SIGNAGE

## PROHIBITION SIGNS

No jumping into water

PS0051  
150x150 mm

No pushing into water

PS0052  
150x150 mm


Do not expose to direct sunlight or hot surface

PS0053  
150x150 mm


Not to be serviced by users

PS0054  
150x150 mm


Do not put finger into the nozzle

PS0055  
150x150 mm

Do not cross barrier

PS0056  
150x150 mm

No jumping down

PS0057  
150x150 mm

Do not ride with people

PS0201  
150x150 mm

Do not use flash

PS0202  
150x150 mm

Do not touch, device under voltage

PS0203  
150x150 mm


No smoking articles

PS0204  
150x150 mm

No ties

PS0205  
150x150 mm

No jewelry

PS0206  
150x150 mm

Do not unplug

PS0207  
150x150 mm

No bicycles

PS0208  
150x150 mm

Do not park

PS0209  
150x150 mm

No drugs and alcohol

PS0210  
150x150 mm

No work clothes

PS0211  
150x150 mm

Wearing of helm prohibited

PS0212  
150x150 mm

No weapons

PS0213  
150x150 mm  
ISSA 4752419  
IMPA 332419

Do not open the valve of gas cylinder

PS0214  
150x150 mm

No smoking

PS0215  
150x150 mm

Do not use lift in case of fire

PS2001  
150x200 mmDo not use lift  
in case of fire

Do not use this lift for people

PS2002  
150x200 mmDo not use this lift  
for people

## MATERIAL SPECIFICATIONS &amp; AVAILABLE SIZES

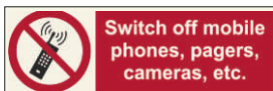
Standard size signs made of Pet-X material are all on stock and directly available. Each of the signs in this catalog are available in multiple different types of materials:

• Pet-X (PVC-free, the environment-friendly choice) • Retro-Reflective • Aluminum light • PVC • Transparent Vinyl • White, self-adhesive vinyl (non-reflective)

Non-standard sizes and materials other than the standard Pet-X material are available upon request. See page 83 for more information.

**No smoking**


PS5001  
300x100 mm

**Switch off mobile devices**


PS5002  
300x100 mm

**No smoking in bed**


PS5003  
300x100 mm

**Do not drink**


PS5004  
300x100 mm

**Discharge of oil prohibited**


PS5005  
300x100 mm

**Restricted area**


PS5006  
300x100 mm

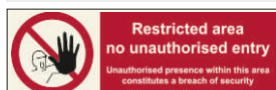
**Restricted area**


PS5007  
300x100 mm

ISSA 4756300  
IMPA 336300


**No entry please wait**


PS5008  
300x100 mm

**Restricted area**


PS5009  
300x100 mm

ISPS027  
IMPA 338690

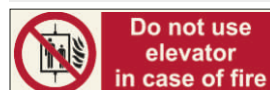
**No photography**


PS5010  
300x100 mm

**Microwave oven**


PS5011  
300x100 mm

ISSA 4758618  
IMPA 338618

**Do not use elevator...**


PS5012  
300x100 mm

**Smoking forbidden**

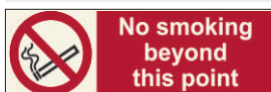

PS5013  
300x100 mm

ISSA 4758531  
IMPA 338531

**No smoking area**

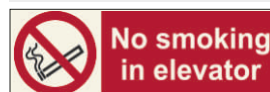

PS5014  
300x100 mm

ISSA 4758532  
IMPA 338532

**No smoking beyond this point**


PS5015  
300x100 mm

ISSA 4758533  
IMPA 338533

**No smoking in elevator**


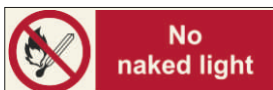
PS5016  
300x100 mm

ISSA 4758575  
IMPA 338575

**No matches**


PS5017  
300x100 mm

ISSA 4758534  
IMPA 338534

**No naked light**


PS5018  
300x100 mm

ISSA 4758536  
IMPA 338536

**No naked flames**


PS5019  
300x100 mm

ISSA 4758537  
IMPA 338537

**No hot work**

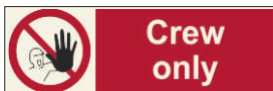

PS5020  
300x100 mm

ISSA 4758539  
IMPA 338539

**No entry**


PS5021  
300x100 mm

ISSA 4758540  
IMPA 338540

**Crew only**


PS5022  
300x100 mm

**No access to car**


PS5023  
300x100 mm

ISSA 4758541  
IMPA 338541

**Do not enter**

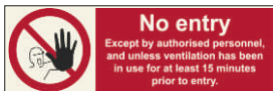

PS5024  
300x100 mm

ISSA 4758542  
IMPA 338542

**Do not enter pumproom**



PS5025  
300x100 mm

ISSA 4758546  
IMPA 338546

**No entry...**


PS5026  
300x100 mm

ISSA 4758547  
IMPA 338547

**No admittance**


PS5027  
300x100 mm

ISSA 4758549  
IMPA 338549

**No access**


PS5028  
300x100 mm

ISSA 4758557  
IMPA 338557

**MATERIAL SPECIFICATIONS & AVAILABLE SIZES**

Standard size signs made of Pet-X material are all on stock and directly available. Each of the signs in this catalog are available in multiple different types of materials:

• Pet-X (PVC-free, the environment-friendly choice) • Retro-Reflective • Aluminum light • PVC • Transparent Vinyl • White, self-adhesive vinyl (non-reflective)

Non-standard sizes and materials other than the standard Pet-X material are available upon request. See page 83 for more information.



## IMO SIGNAGE

## PROHIBITION SIGNS

<p>Authorised personnel only</p>  <p><b>Authorised personnel only</b></p> <p>PS5029      ISSA 4758545 300x100 mm      IMPA 338545</p>	<p>No entry unauth. pers</p>  <p><b>No entry to unauthorised personnel</b></p> <p>PS5030      ISSA 4758544 300x100 mm      IMPA 338544</p>	<p>Restricted area...</p>  <p><b>Restricted area authorised persons only</b> <small>Unauthorised presence within this area constitutes a breach of security</small></p> <p>PS5031      ISSA 4758691 300x100 mm      IMPA 338691</p>	<p>Restricted area...</p>  <p><b>Restricted area Exclusion area</b></p> <p>PS5033      ISSA 4758691 300x100 mm</p>
<p>Restricted area...</p>  <p><b>Restricted area Controlled area</b></p> <p>PS5034      ISSA 4758548 300x100 mm</p>	<p>Restricted area...</p>  <p><b>Restricted area Limited area</b></p> <p>PS5035      ISSA 4758548 300x100 mm</p>	<p>Do not touch</p>  <p><b>Do not touch</b></p> <p>PS5036      ISSA 4758548 300x100 mm      IMPA 338548</p>	<p>Do not drink</p>  <p><b>Do not drink</b></p> <p>PS5037      ISSA 4758550 300x100 mm      IMPA 338550</p>
<p>Do not operate</p>  <p><b>Do not operate</b></p> <p>PS5038      ISSA 4758553 300x100 mm      IMPA 338553</p>	<p>No workwear beyond this point</p>  <p><b>No workwear beyond this point</b></p> <p>PS5039      ISSA 4758574 300x100 mm      IMPA 338574</p>	<p>Unauth. persons may not...</p>  <p><b>Unauthorised persons may not service machines</b></p> <p>PS5040      ISSA 4758555 300x100 mm      IMPA 338555</p>	<p>Do not carry out main...</p>  <p><b>Do not carry out maintenance work on running machinery</b></p> <p>PS5041      ISSA 4758556 300x100 mm      IMPA 338556</p>
<p>Do not extinguish with water</p>  <p><b>Do not extinguish with water</b></p> <p>PS5042      ISSA 4758563 300x100 mm      IMPA 338563</p>	<p>Do not switch on</p>  <p><b>Do not switch on</b></p> <p>PS5043      ISSA 4758552 300x100 mm      IMPA 338552</p>	<p>Do not switch off</p>  <p><b>Do not switch off</b></p> <p>PS5044      ISSA 4758551 300x100 mm      IMPA 338551</p>	<p>Do not touch, men working</p>  <p><b>Do not touch Men working</b></p> <p>PS5045      ISSA 4758564 300x100 mm      IMPA 338564</p>
<p>No exit</p>  <p><b>No exit</b></p> <p>PS5046      ISSA 4758543 300x100 mm      IMPA 338543</p>	<p>Keep out</p>  <p><b>Keep out</b></p> <p>PS5047      ISSA 4758559 300x100 mm      IMPA 338559</p>	<p>Do not open</p>  <p><b>Do not open</b></p> <p>PS5048      ISSA 4758560 300x100 mm      IMPA 338560</p>	<p>Do not close</p>  <p><b>Do not close</b></p> <p>PS5049      ISSA 4758561 300x100 mm      IMPA 338561</p>
<p>Do not watch the arc</p>  <p><b>Do not watch the arc</b></p> <p>PS5050      ISSA 4758565 300x100 mm      IMPA 338565</p>	<p>Do not throw garbage</p>  <p><b>Do not throw garbage overboard</b> <small>This vessel operates in a special area designated by International Maritime Law</small></p> <p>PS5051      ISSA 4758567 300x100 mm      IMPA 338567</p>	<p>Do not remove guards</p>  <p><b>Do not remove guards</b></p> <p>PS5052      ISSA 4758568 300x100 mm      IMPA 338568</p>	<p>Do not use unless...</p>  <p><b>Do not use unless guards are in position</b></p> <p>PS5053      ISSA 4758569 300x100 mm      IMPA 338569</p>
<p>No smoking, drinking or eating</p>  <p><b>No smoking, drinking or eating within this area</b></p> <p>PS5054      ISSA 4758566 300x100 mm      IMPA 338566</p>	<p>Do not pull handle</p>  <p><b>Do not pull handle, door opens automatically</b></p> <p>PS5055      ISSA 4758566 300x100 mm</p>		

Drain opening do not cover/obstruct



PS5101  
600x240 mm

Text drain opening do not cover/obstruct



PS5102  
600x240 mm

No foreign articles into toilet



PS6001  
150x200 mm

No foreign articles into sea



PS6002  
150x200 mm

Do not smoke in bed



PS6003  
150x200 mm

Do not drink



PS6004  
150x200 mm

No smoking



PS6005  
150x200 mm

No mobile phones



PS6006  
150x200 mm

No access, crew only



PS6007  
150x200 mm

Crew only




PS6008  
150x200 mm

Do not use elevator



PS 6050  
150x150 mm

**ALL SYMBOLS ARE AVAILABLE WITH ADDITIONAL TEXT**



## IMO SIGNAGE

## MANDATORY SIGNS

## General mandatory



MS0001  
150x150 mm  
ISSA 4755641  
IMPA 335641

## Refer to instruction manual



MS0002  
150x150 mm

## Wear ear protection



MS0003  
150x150 mm  
ISSA 4755648  
IMPA 335648

## Wear eye protection



MS0004  
150x150 mm  
ISSA 4755644  
IMPA 335644

## Wear head protection



MS0005  
150x150 mm  
ISSA 4755642  
IMPA 335642

## Wear safety footwear



MS0006  
150x150 mm  
ISSA 4755650  
IMPA 335650

## Wear protective gloves



MS0007  
150x150 mm  
ISSA 4755649  
IMPA 335649

## Wear respiratory protection



MS0008  
150x150 mm  
ISSA 4755647  
IMPA 335647

## Wear face shield



MS0009  
150x150 mm  
ISSA 4755645  
IMPA 335645

## Wear protective clothing



MS0010  
150x150 mm  
ISSA 4755651  
IMPA 335651

## Wear mask



MS0011  
150x150 mm

## Opaque eye protection must be worn



MS0012  
150x150 mm

## Wear safety harness



MS0013  
150x150 mm  
ISSA 4755652  
IMPA 335652

## Wear high-visibility clothing



MS0014  
150x150 mm

## Wear welding mask



MS0015  
150x150 mm

## Wear anti-static footwear



MS0016  
150x150 mm

## Use self-contained breathing appliance



MS0017  
150x150 mm

## Connect an earth terminal



MS0018  
150x150 mm

## Disconnect mains plug from electrical outlet



MS0019  
150x150 mm

## Wash your hands



MS0020  
150x150 mm

## Use handrail



MS0021  
150x150 mm

## Use barrier cream



MS0022  
150x150 mm

## Use footbridge



MS0023  
150x150 mm

## Disconnect before maintenance or repair



MS0024  
150x150 mm

## Wear safety belt



MS0025  
150x150 mm  
ISSA 4755100  
IMPA 335100

## Use litter bin



MS0026  
150x150 mm

## Use gas detector



MS0027  
150x150 mm

## Use this walkway



MS0028  
150x150 mm

## MATERIAL SPECIFICATIONS &amp; AVAILABLE SIZES

Standard size signs made of Pet-X material are all on stock and directly available. Each of the signs in this catalog are available in multiple different types of materials:

• Pet-X (PVC-free, the environment-friendly choice) • Retro-Reflective • Aluminum light • PVC • Transparent Vinyl • White, self-adhesive vinyl (non-reflective)

Non-standard sizes and materials other than the standard Pet-X material are available upon request. See page 83 for more information.



Protect infant's eyes with opaque eye protection



**MS0029**  
150x150 mm

Use protective apron



**MS0030**  
150x150 mm

Check guard



**MS0031**  
150x150 mm

Keep locked



**MS0032**  
150x150 mm

Sound horn



**MS0033**  
150x150 mm

Use table saw adjustable guard



**MS0034**  
150x150 mm

Secure gas cylinders



**MS0035**  
150x150 mm

Wear protective roller sport equipment



**MS0036**  
150x150 mm

Close and secure hatches in launch sequence



**MS0037**  
150x150 mm  
ISSA 4755101  
IMPA 335101

Start engine in launch sequence



**MS0038**  
150x150 mm  
ISSA 4755102  
IMPA 335102

Lower lifeboat to water in launch sequence



**MS0039**  
150x150 mm  
ISSA 4755103  
IMPA 335103

Lower liferaft to water in launch sequence



**MS0040**  
150x150 mm  
ISSA 4755104  
IMPA 335104

Lower rescue boat to water in launch sequence



**MS0041**  
150x150 mm  
ISSA 4755105  
IMPA 335105

Release falls in launch sequence



**MS0042**  
150x150 mm  
ISSA 4755106  
IMPA 335106

Start water spray in launch sequence



**MS0043**  
150x150 mm  
ISSA 4755107  
IMPA 33510

Release lifeboat gripes in launch sequence



**MS0044**  
150x150 mm  
ISSA 4755109  
IMPA 335109

Start air supply in launch sequence



**MS0045**  
150x150 mm  
ISSA 4755108  
IMPA 335108

Wear personal flotation device



**MS0046**

Keep under supervision in aquatic environment



**MS0047**  
150x150 mm

Wear laboratory coat



**MS0048**  
150x150 mm

Ensure continuous ventilation



**MS0049**  
150x150 mm

Ventilate before and during entering



**MS0050**  
150x150 mm

Entry only with supervisor outside



**MS0051**  
150x150 mm



## IMO SIGNAGE

## MANDATORY SIGNS

Wear full size safety goggles

MS0201  
150x150 mm

Wear safety cap

MS0202  
150x150 mm

Wear protective cap

MS0203  
150x150 mm

Wear protective hairnet

MS0204  
150x150 mm

Wear protective beardnet

MS0205  
150x150 mm

Wear shoe covers

MS0206  
150x150 mm

Wear safety helmet and faceshield

MS0209  
150x150 mm

Use handrail right

MS0210  
150x150 mm

Wear double ear protection

MS0212  
150x150 mm

Keep escape breathing device with you

MS0213  
150x150 mm

Keep tools lined up

MS0214  
150x150 mm


Keep flashlight with you

MS0215  
150x150 mm

Wear lifejacket

MS2001  
150x200 mm

Wear goggles

MS2002  
150x200 mm  
ISSA 4755715  
IMPA 335715

Wear mask

MS2003  
150x200 mm  
ISSA 4755719  
IMPA 335719

Wear ear protection

MS2004  
150x200 mm  
ISSA 4755722  
IMPA 335722

Wear gloves

MS2005  
150x200 mm  
ISSA 4755724  
IMPA 335724

Wear protective clothing

MS2006  
150x200 mm  
ISSA 4755726  
IMPA 335726

Wear helmet

MS2007  
150x200 mm  
ISSA 4755709  
IMPA 335709

Hand wash only

MS2008  
150x200 mm  
ISSA 4755737  
IMPA 335737

Head protection

MS2009  
150x200 mm  
ISSA 4755710  
IMPA 335710

Safety helmet area

MS2010  
150x200 mm  
ISSA 4755733  
IMPA 335733

High visibility clothing must be worn

MS2011  
150x200 mm  
ISSA 4755782  
IMPA 335782

Hair covering

MS2012  
150x200 mm  
ISSA 4755736  
IMPA 335736

## MATERIAL SPECIFICATIONS &amp; AVAILABLE SIZES

Standard size signs made of Pet-X material are all on stock and directly available. Each of the signs in this catalog are available in multiple different types of materials:

• Pet-X (PVC-free, the environment-friendly choice) • Retro-Reflective • Aluminum light • PVC • Transparent Vinyl • White, self-adhesive vinyl (non-reflective)

Non-standard sizes and materials other than the standard Pet-X material are available upon request. See page 83 for more information.

## IMO SIGNAGE

### MANDATORY SIGNS

#### Eye protection



**MS2013**  
 150x200 mm  
 ISSA 4755712  
 IMPA 335712

#### Eye protection in this area



**MS2014**  
 150x200 mm  
 ISSA 4755734  
 IMPA 335734

#### Eye protection is provided and must be worn



**MS2015**  
 150x200 mm  
 ISSA 4755730  
 IMPA 335730

#### Wear face shield



**MS2016**  
 150x200 mm  
 ISSA 4755716  
 IMPA 335716

#### Wear welding protection



**MS2017**  
 150x200 mm  
 ISSA 4755735  
 IMPA 335735

#### Face protection in area



**MS2018**  
 150x200 mm  
 ISSA 4755732  
 IMPA 335732

#### Wear mask



**MS2019**  
 150x200 mm  
 ISSA 4755719  
 IMPA 335719

#### Wear respirator



**MS2020**  
 150x200 mm  
 ISSA 4755731  
 IMPA 335731

#### Ear protection in area



**MS2021**  
 150x200 mm  
 ISSA 4755721  
 IMPA 335721

#### Ear protection



**MS2022**  
 150x200 mm  
 ISSA 4755723  
 IMPA 335723

#### Boots must be worn



**MS2023**  
 150x200 mm  
 ISSA 4755725  
 IMPA 335725

#### Now wash your hands



**MS2024**  
 150x200 mm  
 ISSA 4755728  
 IMPA 335728

#### Guards in position



**MS2025**  
 150x200 mm  
 ISSA 4755729  
 IMPA 335729

#### Lifejackets must be worn



**MS2026**  
 150x200 mm  
 ISSA 4755742  
 IMPA 335742

#### Lift correctly



**MS2028**  
 150x200 mm  
 ISSA 4755727  
 IMPA 335727

#### Keep fire door free



**MS2029**  
 150x200 mm

#### Keep fire door closed and free



**MS2030**  
 150x200 mm

#### Keep closed at sea



**MS2031**  
 150x150 mm

#### Keep locked



**MS2032**  
 150x200 mm

#### Ensure continuous ventilation



**MS2033**  
 150x200 mm

#### Ventilate before and during entering



**MS2034**  
 150x200 mm

#### Entry only with supervisor outside



**MS2035**  
 150x200 mm

#### Secure hatches



**MS2051**  
 150x150 mm

#### Lower rescue boat



**MS2052**  
 150x150 mm

#### Lower liferaft



**MS2053**  
 150x150 mm

#### Lower lifeboat



**MS2054**  
 150x150 mm

#### Release falls



**MS2055**  
 150x150 mm

### MATERIAL SPECIFICATIONS & AVAILABLE SIZES

Standard size signs made of Pet-X material are all on stock and directly available. Each of the signs in this catalog are available in multiple different types of materials:

• Pet-X (PVC-free, the environment-friendly choice) • Retro-Reflective • Aluminum light • PVC • Transparent Vinyl • White, self-adhesive vinyl (non-reflective)

Non-standard sizes and materials other than the standard Pet-X material are available upon request. See page 83 for more information.



## IMO SIGNAGE

## MANDATORY SIGNS

## Watermist protected area



MS2401  
150x200 mm

## Hi-Fog protected area



MS2402  
150x200 mm

CO<sub>2</sub> protected area

MS2403  
150x200 mm  
ISSA 4755876  
IMPA 335876

## Novec 1230 protected area



MS2404  
150x200 mm

## STAT-X protected area



MS2405  
150x200 mm

## Sprinkler protected area



MS2406  
150x200 mm

## Adjust pressure



MS2501  
150x200 mm  
ISSA 4755874  
IMPA 335874

## Secure painter



MS2502  
150x200 mm  
ISSA 4755875  
IMPA 335875

## Keep shut



MS2503  
150x200 mm  
ISSA 4755871  
IMPA 335871

## Keep clear



MS2504  
150x200 mm  
ISSA 4755870  
IMPA 335870

## Utensil wash only



MS2505  
150x200 mm  
ISSA 4755738  
IMPA 335738

## Door must be kept closed



MS2506  
150x200 mm  
ISSA 4755872  
IMPA 335872

## Crew only



MS2507  
150x200 mm

## Cover all cuts and abrasions



MS2508  
150x200 mm  
ISSA 4755739  
IMPA 335739

## Clean up all spillages



MS2509  
150x200 mm  
ISSA 4755740  
IMPA 335740

## Please close door quietly



MS2510  
150x200 mm  
ISSA 4755877  
IMPA 335877

## People sleeping



MS2511  
150x200 mm  
ISSA 4755878  
IMPA 335878

## Food waste only



MS5001  
300x100 mm  
ISSA 4755691  
IMPA 335691

## No plastic / food waste



MS5002  
300x100 mm  
ISSA 4755692  
IMPA 335692

## Plastic only



MS5003  
300x100 mm  
ISSA 4755690  
IMPA 335690

## Think safety



MS5004  
300x100 mm  
ISSA 4755675  
IMPA 335675

## Accidents must be reported



MS5005  
300x100 mm  
ISSA 4755851  
IMPA 335851

## Wear protective clothes



MS5006  
300x100 mm  
ISSA 4555677  
IMPA 335677

## Oil spill equipment



MS5007  
300x100 mm

## Ventilation to be used



MS5008  
300x100 mm  
ISSA 4755852  
IMPA 335852

## Incineration only



MS5009  
300x100 mm  
ISSA 4755693  
IMPA 335693

## Emergency exit keep clear



MS5010  
300x100 mm  
ISSA 4755830  
IMPA 335830

## IMO SIGNAGE MANDATORY SIGNS

### Man overboard procedures



**MS6001**  
150x200 mm  
ISSA 4755902  
IMPA 335902

### All visitors please report to:



**MS6002** ISSA 4755855  
300x100 mm IMPA 335855

### Keep this door locked



**MS6003** ISSA 4755825  
300x100 mm IMPA 335825

### Keep this door locked



**MS6004**  
300x100 mm

### Rescue boat launching



**MS6011** ISSA 4755110  
200x150 mm IMPA 335110

### Liferaft launching



**MS6012** ISSA 475111  
200x150 mm IMPA 335111

### Lifeboat launching



**MS6013** ISSA 4755112  
200x150 mm IMPA 335112

### Individual PPE must be worn



**MS6021**  
600x400 mm

### Automatic watertight door



**MS7001**  
150x150 mm

### Watertight door keep shut



**MS7002**  
150x150 mm  
ISSA 4755819  
IMPA 335819

### Hatch must be kept closed



**MS7003**  
150x150 mm  
ISSA 4755817  
IMPA 335817

### Door must be kept closed



**MS7004**  
150x150 mm  
ISSA 4755818  
IMPA 335818

### Automatic fire door



**MS7005**  
150x150 mm  
ISSA 4755808  
IMPA 335808

### Close in event of fire



**MS7006**  
150x150 mm  
ISSA 4755805  
IMPA 335805

### Emergency door keep clear



**MS7008**  
150x150 mm

### Escape hatch keep clear



**MS7009**  
150x150 mm

### Escape door keep clear



**MS7010**  
150x150 mm

### Keep clear, emergency exit



**MS7011**  
150x150 mm  
ISSA 4755800  
IMPA 335800

### Fire door keep closed



**MS7013**  
150x150 mm  
ISSA 4755814  
IMPA 335814

### Door to be kept locked...



**MS7014**  
150x150 mm  
ISSA 4755805  
IMPA 335805

### Door must be kept closed



**MS7015**  
150x150 mm  
ISSA 4755801  
IMPA 335801

### Close this door at night



**MS7016**  
150x150 mm  
ISSA 4753803  
IMPA 335803

### Gangway keep clear



**MS7017**  
150x150 mm  
ISSA 4755812  
IMPA 335812

### Keep clear



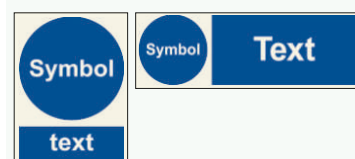
**MS7018**  
150x150 mm

### Push button to open door



**MS8001**  
450x150 mm

### ALL SYMBOLS ARE AVAILABLE WITH ADDITIONAL TEXT



## MATERIAL SPECIFICATIONS & AVAILABLE SIZES

Standard size signs made of Pet-X material are all on stock and directly available. Each of the signs in this catalog are available in multiple different types of materials:

• Pet-X (PVC-free, the environment-friendly choice) • Retro-Reflective • Aluminum light • PVC • Transparent Vinyl • White, self-adhesive vinyl (non-reflective)

Non-standard sizes and materials other than the standard Pet-X material are available upon request. See page 83 for more information.

## IMO SIGNAGE

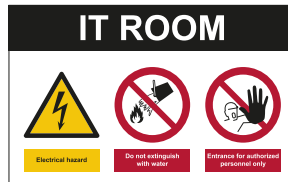
## MULTIPLE SIGNS

HVAC Room



MU0001 190x120 mm  
380x240 mm

IT Room



MU0002 190x120 mm  
380x240 mm

Back-up navigation



MU0003 190x120 mm  
380x240 mm

Galley



MU0004 250x120 mm  
500x240 mm

Steering gear room



MU0005 130x120 mm  
260x240 mm

Steering gear room PS



MU0006 250x140 mm  
500x280 mm

Steering gear room SB



MU0007 250x140 mm  
500x280 mm

Bow thruster room



MU0008 250x120 mm  
500x240 mm

Casing



MU0009 190x140 mm  
380x280 mm

Casing



MU0010 250x140 mm  
500x280 mm

Battery room



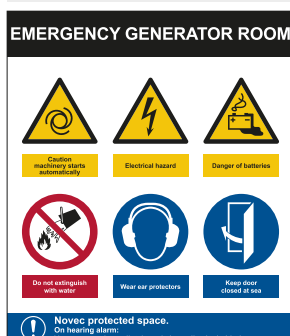
MU0012 190x200 mm  
380x400 mm

Emergency battery box



MU0013 190x200 mm  
380x400 mm

Emergency generator room



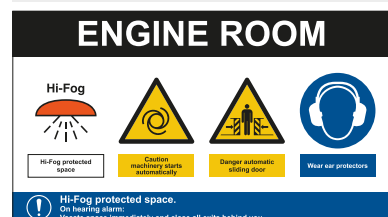
MU0014 190x220 mm  
380x440 mm

Emergency generator room



MU0015 250x220 mm  
500x440 mm

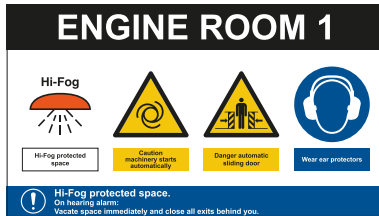
Engine room



MU0016 250x140 mm  
500x280 mm

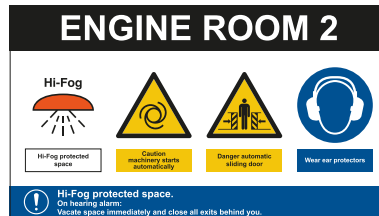


Engine room 1



MU0017 250x140 mm  
500x280 mm

Engine room 2



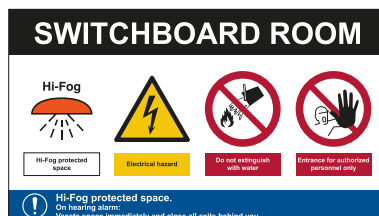
MU0018 250x140 mm  
500x280 mm

Engine control room



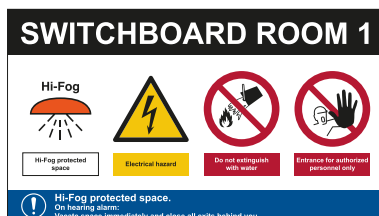
MU0019 250x140 mm  
500x280 mm

Switchboard room



MU0020 250x140 mm  
500x280 mm

Switchboard room 1



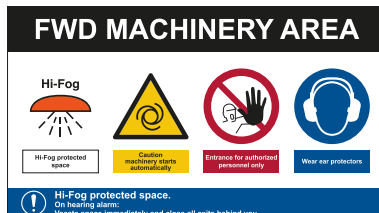
MU0021 250x140 mm  
500x280 mm

Switchboard room 2




MU0022 250x140 mm  
500x280 mm

FWD Machinery area



MU0023 250x140 mm  
500x280 mm

FWD Machinery area




MU0024 190x220 mm  
380x440 mm

FWD Machinery area



MU0025 130x300 mm  
260x600 mm



**MATERIAL SPECIFICATIONS & AVAILABLE SIZES**

Standard size signs made of Pet-X material. Each of these Multiple signs in this catalog are available in:

- Pet-X (PVC-free, the environment- friendly choice)
- Retro-Reflective

Standard symbol height for the multiple signs are 50 mm or 100 mm. All proposed texts can be changed upon request. See page 140-141 for more information.

## IMO SIGNAGE

## MULTIPLE SIGNS

ER Fan room



MU0026 190x240 mm  
380x280 mm

ER 1 Fan room



MU0027 190x240 mm  
380x280 mm

ER 2 Fan room



MU0028 190x240 mm  
380x280 mm

Stabilizer room PS



MU0029 250x140 mm  
500x280 mm

Stabilizer room SB



MU0030 250x140 mm  
500x280 mm

SL. Tank room PS



MU0031 250x140 mm  
500x280 mm

SL. Tank room SB



MU0032 250x140 mm  
500x280 mm

Pump room



MU0033 250x120 mm  
500x240 mm

Pump room



MU0034 130x200 mm  
260x400 mm

Treatment room



MU0035 190x240 mm  
380x280 mm

Hydraulic room



MU0036 250x140 mm  
500x280 mm

Converter room



MU0037 250x120 mm  
500x240 mm

Bunkering



MU0038 190x120 mm  
380x240 mm

Bunker station



MU0039 250x120 mm  
500x240 mm



LNG Bunker station



MU0040 190x200 mm  
380x400 mm



Fuel gas treatment room



MU0041 190x200 mm  
380x400 mm

Nitrogen room



MU0042 190x200 mm  
380x400 mm

Deck store



MU0044 130x120 mm  
260x240 mm

Paint store



MU0045 190x220 mm  
380x440 mm

Oil & chemical store



MU0046 190x200 mm  
380x400 mm

Chemical & paint store



MU0047 190x220 mm  
380x440 mm

PPE area



MU0048 190x200 mm  
380x400 mm

Machinery workshop



MU0049 250x120 mm  
500x240 mm

Confined space



MU0050 190x120 mm  
380x240 mm

**MATERIAL SPECIFICATIONS & AVAILABLE SIZES**

Standard size signs made of Pet-X material. Each of these Multiple signs in this catalog are available in:

- Pet-X (PVC-free, the environment- friendly choice)
- Retro-Reflective


Standard symbol height for the multiple signs are 50 mm or 100 mm. All proposed texts can be changed upon request. See page 140-141 for more information.



## IMO SIGNAGE


## MULTIPLE SIGNS

## Safety station



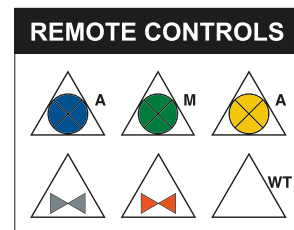
MU0051 250x200 mm  
500x400 mm

## Remote controls



MU0052 250x150 mm  
500x300 mm

## Remote controls



MU0053 190x150 mm  
380x300 mm

## Valve center



MU0054 190x120 mm  
380x240 mm

## Helideck



MU0055 350x525 mm

## Report to bridge



MU0056 190x240 mm  
380x280 mm



WT door



MU2001  
300x200 mm

Remove bottles



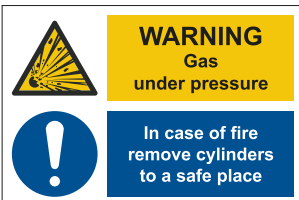
MU5001  
300x200 mm  
ISSA 4753100  
IMPA 333100

Close oxy/acetylene



MU5002  
300x200 mm  
ISSA 4753101  
IMPA 333101

Remove gas cylinders



MU5003  
300x200 mm  
ISSA 4753102  
IMPA 333102

Use ventilation



MU5004  
300x200 mm  
ISSA 4753103  
IMPA 333103

Radar, satcom and radio-equipment



MU5005  
300x200 mm  
ISSA 4753109  
IMPA 333109

Danger keep out



MU5006  
300x200 mm  
ISSA 4753112  
IMPA 333112

Danger steep ladder



MU5007  
300x200 mm  
ISSA 4753116  
IMPA 333116

Danger explosion risk



MU5101  
300x200 mm

Caution battery compartment



MU5102  
300x200 mm

Danger confined space



MU5103  
300x200 mm  
ISSA 4753110  
IMPA 333110

Danger hazardous area



MU5104  
300x200 mm  
ISSA 4753114  
IMPA 333114

Do not throw garbage overboard



MU5105  
300x200 mm  
ISSA 4753115  
IMPA 333115

No open lights No smoking



MU5106  
300x200 mm  
ISSA 4758522  
IMPA 338522

Petroleum spirit highly flammable



MU5107  
300x200 mm  
ISSA 4753105  
IMPA 333105

## IMO SIGNAGE

## MULTIPLE SIGNS

## Danger gas



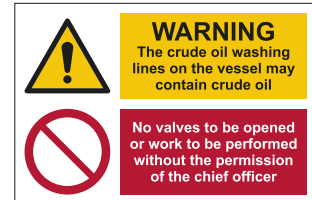
MU5108 ISSA 4753104  
300x200 mm IMPA 333104

## Danger petroleum spirit highly flam



MU5109  
300x200 mm

## Warning crude oil



MU5110 ISSA 4753106  
300x200 mm IMPA 333106

## Danger asbestos



MU5112 ISSA 4753113  
300x200 mm IMPA 333113



## MATERIAL SPECIFICATIONS &amp; AVAILABLE SIZES

Standard size signs made of Pet-X material. Each of these Multiple signs in this catalog are available in:

- Pet-X (PVC-free, the environment- friendly choice)
- Retro-Reflective

Standard symbol height for the multiple signs are 50 mm or 100 mm. All proposed texts can be changed upon request.

See page 140-141 for more information.



Refrigerated space



MU9001 ISSA 4753122  
300x300 mm IMPA 333122

Gas bottle store



MU9002 ISSA 4753125  
300x300 mm IMPA 333125

Fridge machinery



MU9003 ISSA 4753129  
300x300 mm IMPA 333119

Battery locker



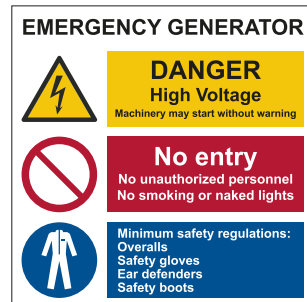
MU9004 ISSA 4753123  
300x300 mm IMPA 333123

Paint store



MU9005 ISSA 4753126  
300x300 mm IMPA 333126

Emergency generator



MU9006 ISSA 4753135  
300x300 mm IMPA 333135

Galley



MU9007 ISSA 4753124  
300x300 mm IMPA 333124

Switch gear



MU9008 ISSA 4753127  
300x300 mm IMPA 333127

Steering gear



MU9009 ISSA 4753136  
300x300 mm IMPA 333136

Machinery space



MU9010 ISSA 4753111  
300x300 mm IMPA 333111

Machinery space



MU9011 ISSA 4753111  
300x300 mm IMPA 333111

Forecastle space



MU9012 ISSA 4753128  
300x300 mm IMPA 333128

## IMO SIGNAGE

## MULTIPLE SIGNS

Pump room



MU9013  
300x300 mm

ISSA 4753137  
IMPA 333137

Chemical locker



MU9014  
300x300 mm

Security notice



MU9016  
300x300 mm

ISSA 4753139  
IMPA 333139

Security notice



MU9017  
300x400 mm

ISSA 4753138  
IMPA 333138

Warning dangerous cargo



MU9018  
400x600 mm

ISSA 4753014  
IMPA 333014

## MATERIAL SPECIFICATIONS &amp; AVAILABLE SIZES

Standard size signs made of Pet-X material. Each of these Multiple signs in this catalog are available in:

- Pet-X (PVC-free, the environment- friendly choice)
- Retro-Reflective

Standard symbol height for the multiple signs are 50 mm or 100 mm. All proposed texts can be changed upon request.

See page 140-141 for more information.

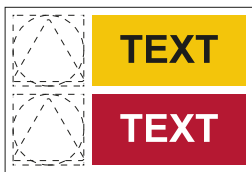
Whether you need a sign to combine multiple symbols with text in your own language or simply want to create your custom signs from scratch, Signwell has the right tools for you. Based on professionally designed templates that are made ready for you to customize, you can easily combine multiple signs and text to create a professional looking safety sign.

- Step 1. Choose your template to customize
- Step 2. Choose your symbol(s)
- Step 3. Choose your own text
- Step 4. Choose the type of material in which we need to create your sign
- Step 5. The team at Signwell creates your custom made sign(s)

## CUSTOM MADE HORIZONTAL


### Multiple signs - Untitled

2 Multiple signs horizontal untitled



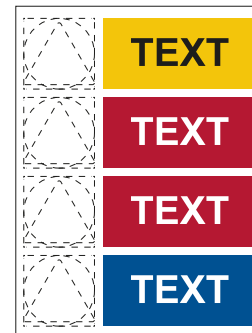
MH0102U 150x100 mm  
300x200 mm

3 Multiple signs horizontal untitled



MH0302U 150x150 mm  
300x300 mm

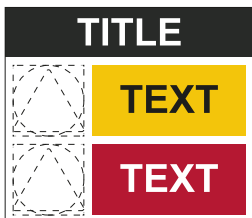
4 Multiple signs horizontal untitled



MH0104U 150x200 mm  
300x400 mm


### Multiple signs - Titled

2 Multiple signs horizontal titled



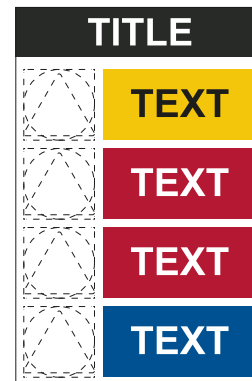
MH0102T 150x130 mm  
300x260 mm

3 Multiple signs horizontal titled



MH0103T 150x180 mm  
300x360 mm

4 Multiple signs horizontal titled



MH0104T 150x230 mm  
300x460 mm



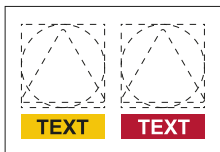
## IMO SIGNAGE

## MULTIPLE SIGNS

## CUSTOM MADE VERTICAL

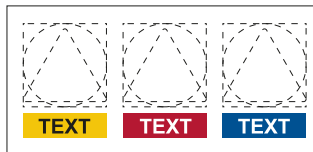
## Multiple signs - Untitled

2 Multiple signs vertical untitled



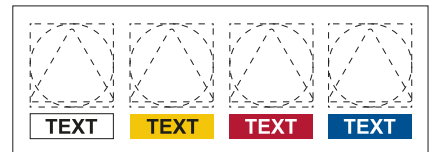
MV0201U 130x90 mm  
260x180 mm

3 Multiple signs vertical untitled



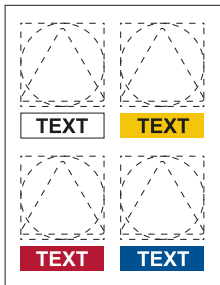
MV0301U 190x90 mm  
380x180 mm

4 Multiple signs vertical untitled



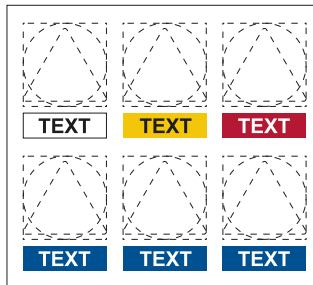
MV0401U 250x90 mm  
500x180 mm

2x2 Multiple signs vertical untitled



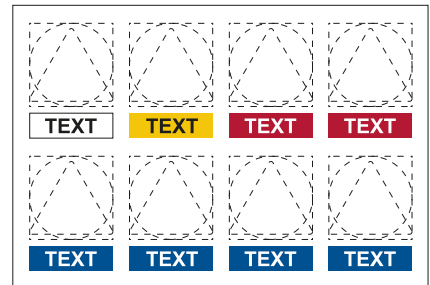
MV0202U 130x170 mm  
260x340 mm

3x2 Multiple signs vertical untitled



MV0302U 190x170 mm  
380x340 mm

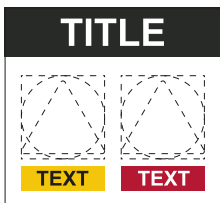
4x2 Multiple signs vertical untitled



MV0402U 250x170 mm  
500x340 mm

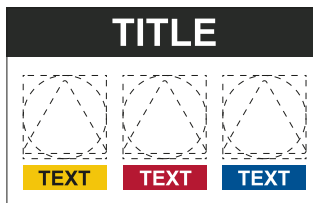
## Multiple signs - Titled

2 Multiple signs vertical titled



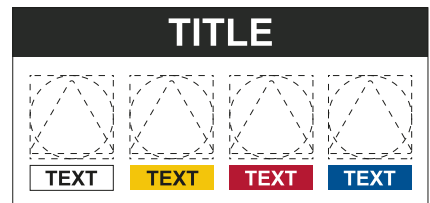
MV0201T 130x120 mm  
260x240 mm

3 Multiple signs vertical titled



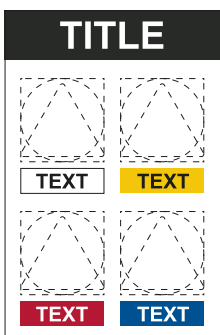
MV0301T 190x120 mm  
380x240 mm

4 Multiple signs vertical titled



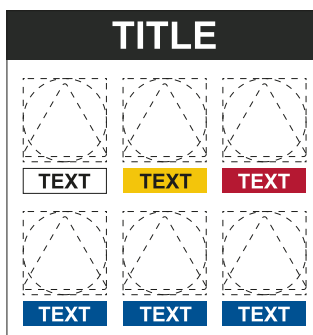
MV0401T 250x120 mm  
500x240 mm

2x2 Multiple signs vertical titled



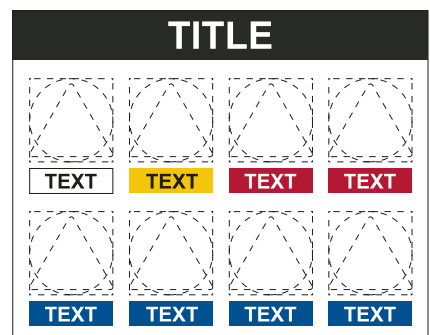
MV0202T 130x200 mm  
260x400 mm

2x3 Multiple signs vertical titled



MV0302T 190x200 mm  
380x400 mm

2x4 Multiple signs vertical titled



MV0402T 250x200 mm  
500x400 mm

Cardriver safety EN



CD1001 800x700 mm  
1600x1400 mm

Cardriver safety FR/EN/ES



CD1011 1000x800 mm  
2000x1600 mm

Cardriver safety EN



CD1002  
Standard size 2000x600 mm

Cardriver safety FR/EN/ES



CD1012  
Standard size 2000x600 mm

**OTHER LANGUAGES ON REQUEST**

**ALSO AVAILABLE WITH COMPANY AND/OR  
"WELCOME ON BOARD" TEXT**



## IMO SIGNAGE

## CAR DECK SIGNS

Maximum width 2,5 m

CD3001  
400x400 mm


Maximum width 2,8 m

CD3002  
400x400 mm

Maximum width 3,1 m

CD3003  
400x400 mm

Maximum width on request

CD3009  
400x400 mm

Maximum height 2,2 m

CD3011  
400x400 mm

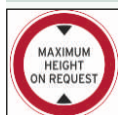
Maximum height 4,8 m

CD3012  
400x400 mm

Maximum height 4,9 m

CD3013  
400x400 mm

Maximum height on request

CD3019  
400x400 mm

Weight 45 t

CD3021  
400x400 mm

Maximum weight on request

CD3029  
400x400 mm

Axle weight 21 t

CD3031  
400x400 mm

Max. axle weight on request

CD3039  
400x400 mm

Max speed 10 km

CD3041  
400x400 mm

Max speed 15 km

CD3042  
400x400 mm

Ramp up

CD4001  
400x400 mm

Ramp down

CD4002  
400x400 mm

Smoking prohibited

CD4003  
400x400 mm

OTHER SIZES ON REQUEST

STANDARD SIZE  
400X400 MM



SOLAS Part 1, Chapter III-part B. regulation 8.4 and MSC/Circ. 699 requires installation and instructions in appropriate languages pasted in cabins, assembly stations and other passenger spaces showing the 'you are here' position and escape routes marked by arrows displayed on the inside of each cabin door and in public spaces. The plan shall show the directions of escape and shall be properly oriented in relation to its position on the ship.

IMO A.752(18) requires a placard explaining the LLL system in all cabins. The basics for engineering a Safety Instruction sign comes from the ship's embarkation and rescue plan and from the ISO principles of designing an evacuation plan.

## SAFETY INSTRUCTIONS CABIN

The Safety Instruction sign in a cabin displays the primary and alternative route to the designated assembly station, displayed in both plan view and sideview, emergency instructions and donning instructions for the lifejackets.

The displayed primary and alternative escape routes must be in full compliance with the signs at the LLL system and escape signs on eye height and according the ships embarkation plan.

### SAFETY INSTRUCTION

**Instructions for escape**

**Escape route signage:**

- Escape routes and pathways in the accommodation are provided with escape route marking allowing you to find the nearest escape route.
- This escape route marking will guide you to the assembly station.

**Primary escape route signage:**

- The primary escape route is the fastest, shortest and safest escape route to the assembly station. The primary escape route is marked by the sign as shown on the right.

**Alternative escape route signage:**

- The alternative escape route provides a secondary route to the assembly station. The escape route is marked by the sign as shown on the right.

**Lifejackets and immersion suits:**

- Lifejackets are stored at the assembly stations on deck 6. Immersion suits are stored in your cabin.

ASSEMBLY STATIONS LOCATED ON DECK

**Learn to find the way to your assembly station!**

**DECK 10**

**SIDE VIEW**

**OVERVIEW**

### Alarm and Incidents Instructions

**General Emergency Alarm Signal**

7 short and 1 long blast

**Fire alarm**

Continuous alarm sounding

**Man overboard**

3 long blasts followed by verbal 'MAN OVERBOARD', every 15 seconds

**Abandon ship alarm**

Verbal order by the master or substitute

**ON HEARING THE ALARM SIGNAL**

- Proceed directly to your designated assembly station.
- If you are in or near your cabin when the alarm is heard, dress warmly, collect any essential medication, and follow the direction signals to the assembly station.
- The direction signals to assembly station consist of the assembly station sign and an arrow pointing in the appropriate direction. As shown in the instructions for escape.
- Assist those who need help.
- Allow passengers from nearby one and those given over the public address system.
- DO NOT return to your cabin to collect your property.
- DO NOT search for others, the assembly station is the meeting point.
- If the nearest escape route is blocked, use an alternative route.
- Remain calm and follow instructions from the master crew at your assembly station.
- If there is smoke in the hallway a light strip near the floor will lead you to an exit.

**How to wear your lifejacket**

**Alarm: 9999**

**Report all incidents, accidents or potential hazards.**

### SAFETY INSTRUCTION

**General Alarm**

7 short and 1 long blast

**Fire alarm**

Continuous alarm sounding

**Man overboard**

3 long blasts followed by verbal 'MAN OVERBOARD', every 15 seconds

**Abandon ship alarm**

Verbal order by the master or substitute

**ON HEARING THE ALARM SIGNAL**

- Proceed directly to your designated assembly station.
- If you are in or near your cabin when the alarm is heard, dress warmly, collect any essential medication, and follow the direction signals to the assembly station.
- The direction signals to assembly station consist of the assembly station sign and an arrow pointing in the appropriate direction. As shown in the instructions for escape.
- Assist those who need help.
- Allow passengers from nearby one and those given over the public address system.
- DO NOT return to your cabin to collect your property.
- DO NOT search for others, the assembly station is the meeting point.
- If the nearest escape route is blocked, use an alternative route.
- Remain calm and follow instructions from the master crew at your assembly station.
- If there is smoke in the hallway a light strip near the floor will lead you to an exit.

**Learn to find the way to your assembly station!**

**DECK 10**

**SIDE VIEW**

**OVERVIEW**

### Alarm: 9999

**Report all incidents, accidents or potential hazards.**

## IMO SIGNAGE

## SAFETY INSTRUCTION SIGNS

## SAFETY INSTRUCTIONS PUBLIC SPACE

The Safety Instructions for the public areas show where you are in relation to the assembly stations, the instructions in case of emergency and near the lifejacket storage areas, the instructions for putting on the lifejackets. This plan also shows in a plan view the positions of the lifeboats, embarkation stations and life jacket stowage areas on the respective decks.

Signwell can provide the engineering and drawing work for the Safety instructions fully in line with the complete escape route system, consisting of the LLL with their mini symbols, photoluminescent and electrical escape route symbols and the instructions explaining the symbols used and other relevant information.

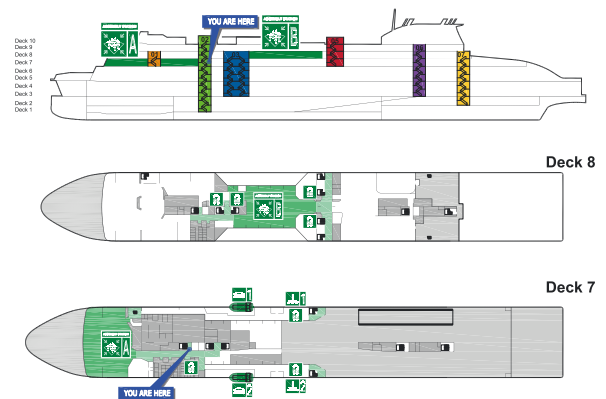
The Safety instructions can be designed in the company's corporate style with their logo or in a neutral ISO recommended style.

## SAFETY INSTRUCTION

## IF EMERGENCY ALARM SOUNDS, GO TO YOUR ASSEMBLY STATION

General alarm signal ..... 7 shorts and 1 long blast

- On hearing the emergency alarm signal, dress warmly, collect any essential medication and follow the signs to your assembly station
- Assist those who need help
- Follow instructions of crew members and those given over the public address system
- Do not search for others in your party, the assembly station is your meeting point
- Do not use the elevators
- At the assembly station a crew member will give you a lifejacket. Put it on. The crew members will help you if necessary
- Child lifejackets are available for smaller children



Primary escape route signs to assembly station

Alternative escape route signs



Low location Lighting system

In the event of an emergency, a low level guidance system will help you. Follow the strip and it will lead to an exit.

In case of smoke in the corridor keep close to the floor to avoid breathing the smoke and to be able to see more clearly.

Embarkation station lifeboat

Embarkation station for MES, Marine Evacuation System

Lifejacket



1. Don lifejacket placing yoke over head and belt around body



2. Connect buckle by pushing two parts firmly together



3. Pull securing tape as tight as possible (aided by holding onto buckle)



4. For additional security fasten the top buckle where possible



5. Tuck excess webbing behind jacket



6. Hold lifejacket and nose firmly when jumping in to the water



## DISPLAYS OF SAFETY INSTRUCTIONS & SAFETY PLANS

We offer options to execute the safety instructions:


- PET-X vandalism resistant and glossy appearance
- PET-X photoluminescent, vandalism resistant and glossy appearance
- Click frames for easy changing of new revisions
- Vinyl sticker
- Other luxury options such as brushed Stainless Steel or polished brass



### Snap frames

Quick and easy to exchange plans for:

- Safety instructions
- Fire Control plans
- Damage control plans
- Embarkation plans
- Muster lists
- General arrangements



Article number	Dimension
CLF20S4	A4 (20 mm profile)
CLF20S3	A3 (20 mm profile)
CLF20S2	A2 (20 mm profile)
CLF32S1	A1 (32 mm profile)
CLF32S0	A0 (32 mm profile)

The insert prints can also be fitted in weather resistant Hydroprint, please ask for the possibilities.


In cases of limited space e.g. at the bridge or in the ECR, we offer the Rolalux Rolldown Casette (see page 15 of this catalog).



## IMO SIGNAGE

## ISPS SIGNS

## Security level set of 3



IS0007  
300x150 mm

## Security level 1



IS0008 ISSA 4752703  
300x150 mm IMPA 332703

## Security level 2



IS0009 ISSA 4752703  
300x150 mm IMPA 332703

## Security level 3



IS0010 ISSA 4752703  
300x150 mm IMPA 332703

## Warning



IS1010  
300x100 mm

## All visitors please report



IS1011 ISSA 4752924  
300x200 mm IMPA 332924

## All visitors report to security office



IS1012 ISSA 4752824  
300x200 mm IMPA 332824

## Ship security office



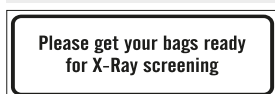
IS1013 ISSA 4752892  
300x100 mm IMPA 332895

## ID control



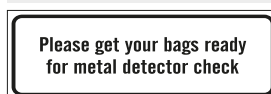
IS1014  
300x100 mm

## X-ray screening



IS1015  
300x100 mm

## Metal detector



IS1016  
300x100 mm

## Reception



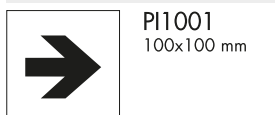
IS1017 ISSA 4752907  
300x100 mm IMPA 332907

## Restricted area




IS1018  
300x100 mm

## Direction arrow (90°)



## Direction arrow (45°)



## Keep locked



MS2032  
100x150 mm

## All visitors please report to



MS6002 ISSA 4755855  
300x100 mm IMPA 335855

## Keep this door locked



MS6003 ISSA 4755825  
300x100 mm IMPA 335825

## Keep this door locked



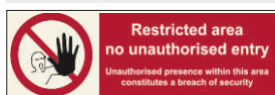
MS6004  
300x100 mm

## No access for unauthorized




PS0007  
150x150 mm  
ISSA 4758502  
IMPA 338502

## Restricted area



PS5009 ISPS027  
300x100 mm IMPA 338690

## No photography



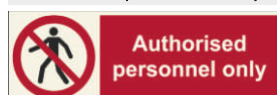
PS5010  
300x100 mm

## Do not enter



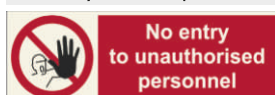
PS5024 ISSA 4758542  
300x100 mm IMPA 338542

## Authorised personnel only



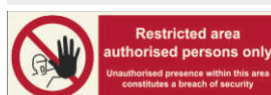
PS5029 ISSA 4758545  
300x100 mm IMPA 338545

## No entry unauth. pers



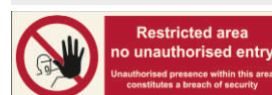
PS5030 ISSA 4758544  
300x100 mm IMPA 338544

## Restricted area...



PS5031 ISSA 4758691  
300x100 mm IMPA 338691

## Restricted area...

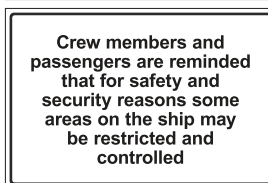


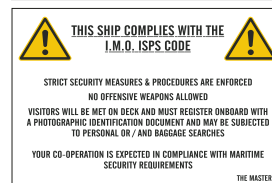
PS5032  
300x100 mm


**Restricted area**

**IS1040**  
 300x200 mm

**Restricted area**

**IS1041**      **ISSA 4758695**  
 300x200 mm      **IMPA 338695**
**Crew member**

**IS1042**  
 300x200 mm

**Ship complies with IMO ISPS code**

**IS1043**      **ISSA 4753140**  
 300x200 mm      **IMPA 333140**  
 900x450 mm

**VDR voice recording**

**IS3001**  
 150x150 mm  
**ISSA 4752889**  
**IMPA 332889**
**CCTV surveillance**

**IS3002**  
 150x150 mm  
**ISSA 4752896**  
**IMPA 332896**
**CCTV in operation**

**IS3003**  
 150x150 mm  
**ISSA 4752974**  
**IMPA 332974**
**Security notice**

**MU 9016**      **ISSA 4753139**  
 300x300 mm      **IMPA 333139**
**Security notice**

**MU 9017**      **ISSA 4753138**  
 300x400 mm      **IMPA 333138**
**MATERIAL SPECIFICATIONS & AVAILABLE SIZES**

Standard size signs made of Pet-X material are all on stock and directly available. Each of the signs in this catalog are available in multiple different types of materials:

• Pet-X (PVC-free, the environment-friendly choice) • Retro-Reflective • Aluminum light • PVC • Transparent Vinyl • White, self-adhesive vinyl (non-reflective)

Non-standard sizes and materials other than the standard Pet-X material are available upon request. See page 83 for more information.

## IMO SIGNAGE


## IMO POSTERS

## Liferaft launching




TP0001 ISSA 4751002  
300x400 mm IMPA 331502

## Enclosed spaces




TP0003 ISSA 4751017  
300x400 mm IMPA 331517

## Liferaft launched with a davit



TP0004 ISSA 4751045  
300x400 mm IMPA 331545

## Safety signs in enclosed space




TP0005 ISSA 4751007  
300x400 mm IMPA 331507

## Oil spill prevention




TP0006 ISSA 4751008  
300x400 mm IMPA 331508

## Oil spill actions




TP0007 ISSA 4751023  
300x400 mm IMPA 331523

## Types of fire extinguishers



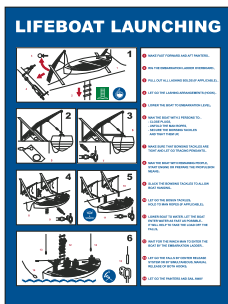
TP0008 ISSA 4751027  
300x400 mm IMPA 331527

## Gas precautions



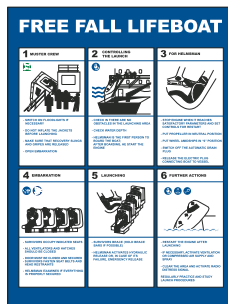
TP0009 ISSA 4751032  
300x400 mm IMPA 331532

## Lifeboat launching




TP0010 ISSA 4751001  
300x400 mm IMPA 331501

## Free fall lifeboat



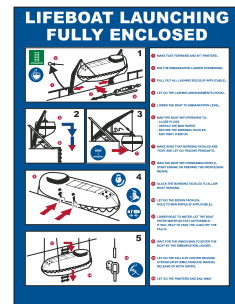
TP0011 ISSA 4751020  
300x400 mm IMPA 331520

## Launching lifeboats




TP0012 ISSA 4751005  
300x400 mm IMPA 331505

## Enclosed lifeboat launching




TP0013 ISSA 4751004  
300x400 mm IMPA 331504

## Abandon ship



TP0014 ISSA 4751016  
300x400 mm IMPA 331516

## Serious injury / shock




TP0015 ISSA 4751009  
300x400 mm IMPA 331509

## Enclosed space and tank rescue



TP0016 ISSA 4751017  
300x400 mm IMPA 331517

## Man overboard



TP0017 ISSA 4751015  
300x400 mm IMPA 331515



Craneage safety signals




TP0018 ISSA 4751030  
300x400 mm IMPA 331530

IMO safety symbols



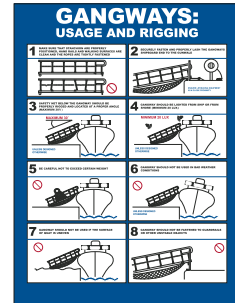
TP0019 ISSA 4751036  
300x400 mm IMPA 331536

Life-saving signals and rescue...




TP0020 ISSA 4751058  
400x300 mm IMPA 331558

Gangways



TP0021 ISSA 4751014  
300x400 mm IMPA 331514

Accommodation ladders




TP0022 ISSA 4751013  
300x400 mm IMPA 331513

Food hygiene on board




TP0023 ISSA 4751044  
300x400 mm IMPA 331544

Engine and machine room safety




TP0024 ISSA 4751035  
300x400 mm IMPA 331535

Outboard or aloft work jobs



TP0025 ISSA 4751025  
300x400 mm IMPA 331525

Refuelling



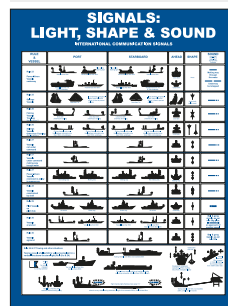
TP0026 ISSA 4751022  
300x400 mm IMPA 331522

Personal protection gear



TP0027 ISSA 4751028  
300x400 mm IMPA 331528

Signals; light, shape and sound



TP0028 ISSA 4751034  
300x400 mm IMPA 331534

Hot work




TP0029 ISSA 4751024  
300x400 mm IMPA 331524

Fire and explosion vital actions




TP0030 ISSA 4751031  
300x400 mm IMPA 331531

Self contained breathing app.




TP0031 ISSA 4751047  
300x400 mm IMPA 331547

Safe welding and cutting



TP0032 ISSA 4751033  
300x400 mm IMPA 331533

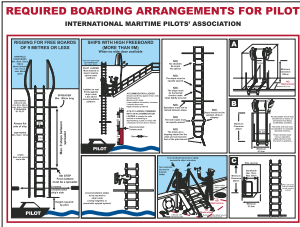
Towing



TP0033 ISSA 4751021  
300x400 mm IMPA 331521



### Required boarding arrangements




TP0052 ISSA 4751526  
400x300 mm IMPA 331526

### Visitors safety instructions



TP0053  
400x300 mm

### Pneumatic locker installation



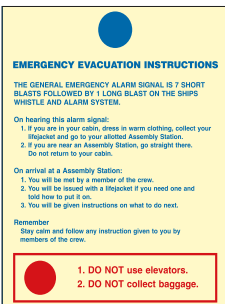
TP0054  
300x400 mm

### Flag chart



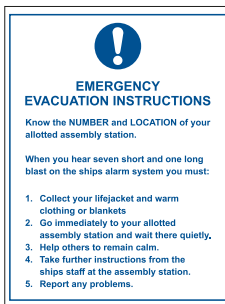
TP0057  
300x400 mm

### Emergency evacuation instructions




TP0058 ISSA 4755900  
300x400 mm IMPA 335900

### Emergency instructions passengers




TP0059 ISSA 4755903  
300x400 mm IMPA 335903

### HRU installation instruction



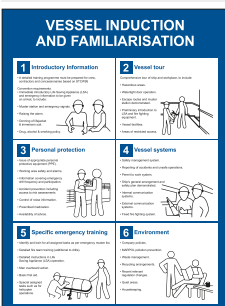
TP0060  
300x400 mm

### Helicopter operations landing




TP0061  
300x400 mm

### Vessel induction/familiarisation



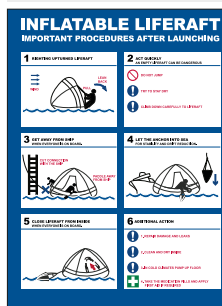
TP0062  
300x400 mm

### Helicopter operations winching




TP0063  
300x400 mm

### Inflatable liferaft procedures



TP0064  
300x400 mm

### Fire isolator instruction



TP0065  
300x400 mm

## ALSO AVAILABLE UPON REQUEST:


Article number	Description	Dimensions	ISSA	IMPA
TP0002	Evacuation chute and slide	300x400 mm	4751046	331546
TP0042	Compass rose	300x400 mm	-	-
TP0047	Low location light instructions	300x400 mm	-	-
TP0055	Smoking regulation	300x400 mm	-	-
TP0056	Dead man alarm	300x400 mm	-	-



## IMO SIGNAGE


## IMO POSTERS

Forbidden to throw garbage overboard



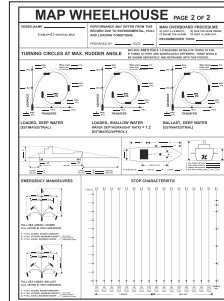
TP1001 ISSA 4751042  
300x400 mm IMPA 331542

Map wheelhouse 1/2




TP1002 ISSA 4751010  
300x400 mm IMPA 331510

Map wheelhouse 2/2



TP1003 ISSA 4751010  
300x400 mm IMPA 331510

Emergency muster list



TP1004 ISSA 4751012  
300x400 mm IMPA 331512

Drug warning notice



TP1005 ISSA 4751037  
200x300 mm IMPA 331537

Drug and alcohol warning notice



TP1006 ISSA 4751039  
200x300 mm IMPA 331539

Warning notice



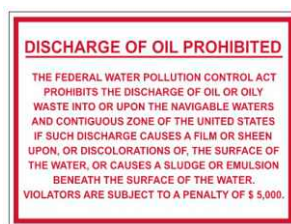
TP1007 ISSA 4751041  
200x300 mm IMPA 331541

Rescue boat launching procedure



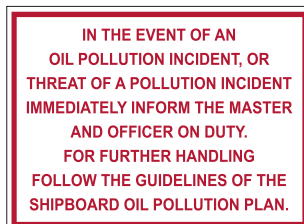
TP1008 ISSA 4751001  
400x300 mm IMPA 331501

Discharge of oil prohibited



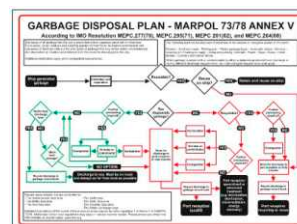
TP1009 ISSA 4751043  
400x300 mm IMPA 331543

Oil pollution event



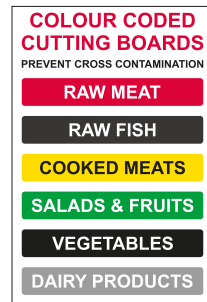
TP1010  
400x300 mm

Garbage disposal plan



TP1011 ISSA 4751029  
400x300 mm

Cutting boards



TP1012  
300x400 mm

Discharge of garbage



TP1013  
300x400 mm

**Caution**



**TT 0001**  
70x100mm  
ISSA 4752501  
IMPA 332501

**Defective equipment**



**TT 0002**  
70x100mm  
ISSA 4752502  
IMPA 332502

**Asbestos**



**TT 0003**  
70x100mm  
ISSA 4752503  
IMPA 332503

**Current on**



**TT 0004**  
70x100mm  
ISSA 4752504  
IMPA 332504

**Harmful**



**TT 0005**  
70x100mm  
ISSA 4752505  
IMPA 332505

**Irritant**



**TT 0006**  
70x100mm  
ISSA 4752506  
IMPA 332506

**Corrosive**



**TT 0007**  
70x100mm  
ISSA 4752507  
IMPA 332507

**Flammable**



**TT 0008**  
70x100mm  
ISSA 4752508  
IMPA 332508

**Explosive**



**TT 0009**  
70x100mm  
ISSA 4752509  
IMPA 332509

**Poison**



**TT 0010**  
70x100mm  
ISSA 4752510  
IMPA 332510

**Gas**



**TT 0011**  
70x100mm  
ISSA 4752541  
IMPA 332541

**Do not close valve**



**TT 0012**  
70x100mm  
ISSA 4752520  
IMPA 332520

**Do not open valve**



**TT 0013**  
70x100mm  
ISSA 4752521  
IMPA 332521

**Do not close**



**TT 0014**  
70x100mm  
ISSA 4752522  
IMPA 332522

**Do not open**



**TT 0015**  
70x100mm  
ISSA 4752523  
IMPA 332523

**Do not move**



**TT 0016**  
70x100mm  
ISSA 4752524  
IMPA 332524

**Do not start**



**TT 0017**  
70x100mm  
ISSA 4752525  
IMPA 332525

**Do not use**



**TT 0018**  
70x100mm  
ISSA 4752526  
IMPA 332526

**Do not start, men working**



**TT 0019**  
70x100mm  
ISSA 4752527  
IMPA 332527

**Do not use, out of order**



**TT 0020**  
70x100mm  
ISSA 4752528  
IMPA 332528

**Do not operate**



**TT 0021**  
70x100mm  
ISSA 4752530  
IMPA 332530

**Do not touch**



**TT 0022**  
70x100mm  
ISSA 4752531  
IMPA 332531

**GENERAL INFORMATION**

**THE TIE TAGS ARE DELIVERED IN PACKS OF 10 PCS  
THE STANDARD SIZE IS 70 X 100 MM**

## IMO SIGNAGE

## PUBLIC INFORMATION SIGNS

## Toilets female



PI0001  
150x150 mm  
ISSA 4752409  
IMPA 332409

## Toilets male



PI0002  
150x150 mm  
ISSA 4752410  
IMPA 332410

## Toilets unisex



PI0003  
150x150 mm  
ISSA 4752408  
IMPA 332408

## Toilets - disabled / full accessible



PI0004  
150x150 mm  
ISSA 4752401  
IMPA 332401

## Reception or check-in



PI0005  
150x150 mm

## Information



PI0006  
150x150 mm

## Meeting point



PI0007  
150x150 mm

## Cinema



PI0008  
150x150 mm

## Nursery or baby care



PI0009  
150x150 mm  
ISSA 4752443  
IMPA 332443

## Business center



PI0010  
150x150 mm

## Teaching room



PI0011  
150x150 mm

## Meeting room or conference facilities



PI0012  
150x150 mm

## Lounge or waiting area



PI0013  
150x150 mm

## Cupboard



PI0014  
150x150 mm

## Trash box or litter bin



PI0015  
150x150 mm

## Restaurant



PI0016  
150x150 mm

## Refreshments - Coffee or buffet



PI0017  
150x150 mm

## Surveillance camera



PI0018  
150x150 mm

## Accommodation facilities or hotel



PI0019  
150x150 mm

## Shop or shopping



PI0020  
150x150 mm

## Pharmacy



PI0021  
150x150 mm

## Bar



PI0022  
150x150 mm

## Snack machine



PI0023  
150x150 mm

## Smoking area or smoking allowed



PI0024  
150x150 mm

## Sauna



PI0025  
150x150 mm

## Hospital



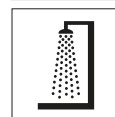
PI0026  
150x150 mm

## Drinking water



PI0027  
150x150 mm

## Shower



PI0028  
150x150 mm

## MATERIAL SPECIFICATIONS &amp; AVAILABLE SIZES

Standard size signs made of Pet-X material are all on stock and directly available. Each of the signs in this catalog are available in multiple different types of materials:

• Pet-X (PVC-free, the environment-friendly choice) • Retro-Reflective • Aluminum light • PVC • Transparent Vinyl • White, self-adhesive vinyl (non-reflective)

Non-standard sizes and materials other than the standard Pet-X material are available upon request. See page 83 for more information.



Lost and found property



PI0029  
150x150 mm

Baggage lockers or coin lockers



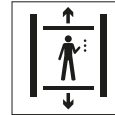
PI0030  
150x150 mm

Stairs



PI0031  
150x150 mm

Lift




PI0032  
150x150 mm

Accessible lift



PI0033  
150x150 mm

Direction arrow (90°)



PI1001  
150x150 mm

Direction arrow (45°)



PI1002  
150x150 mm

Toilet instructions



PI2001  
150x150 mm

Hand dryer



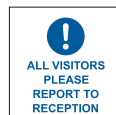
PI2002  
150x150 mm

All visitors report to security office



PI5001  
150x150 mm

All visitors report to reception



PI5002  
150x150 mm

No access



PI5003  
150x150 mm  
ISSA 4752421  
IMPA 332421

## IMO SIGNAGE

## SIGNAL FLAGS

Signalflag A



FL001  
1500x1000 mm  
ISSA 371511  
IMPA 491315

Signalflag B



FL002  
1500x1000 mm  
ISSA 371512  
IMPA 491316

Signalflag C



FL003  
1500x1000 mm  
ISSA 371513  
IMPA 491317

Signalflag D




FL004  
1500x1000 mm  
ISSA 371514  
IMPA 491318

Signalflag E



FL005  
1500x1000 mm  
ISSA 371515  
IMPA 491319

Signalflag F



FL006  
1500x1000 mm  
ISSA 371516  
IMPA 491320

Signalflag G



FL007  
1500x1000 mm  
ISSA 371517  
IMPA 491321

Signalflag H



FL008  
1500x1000 mm  
ISSA 371518  
IMPA 491322

Signalflag I



FL009  
1500x1000 mm  
ISSA 371519  
IMPA 491323

Signalflag J



FL010  
1500x1000 mm  
ISSA 371520  
IMPA 491324

Signalflag K



FL011  
1500x1000 mm  
ISSA 371521  
IMPA 491325

Signalflag L




FL012  
1500x1000 mm  
ISSA 371522  
IMPA 491326

Signalflag M



FL013  
1500x1000 mm  
ISSA 371523  
IMPA 491327

Signalflag N



FL014  
1500x1000 mm  
ISSA 371524  
IMPA 491328

Signalflag O



FL015  
1500x1000 mm  
ISSA 371525  
IMPA 491329

Signalflag P



FL016  
1500x1000 mm  
ISSA 371526  
IMPA 491330

Signalflag Q




FL017  
1500x1000 mm  
ISSA 371527  
IMPA 491331

Signalflag R




FL018  
1500x1000 mm  
ISSA 371528  
IMPA 491332

Signalflag S



FL019  
1500x1000 mm  
ISSA 371529  
IMPA 491333

Signalflag T



FL020  
1500x1000 mm  
ISSA 371530  
IMPA 491334

Signalflag U




FL021  
1500x1000 mm  
ISSA 371531  
IMPA 491335

Signalflag V



FL022  
1500x1000 mm  
ISSA 371532  
IMPA 491336

Signalflag W



FL023  
1500x1000 mm  
ISSA 371533  
IMPA 491337

Signalflag X



FL024  
1500x1000 mm  
ISSA 371534  
IMPA 491338

Signalflag Y



FL025  
1500x1000 mm  
ISSA 371535  
IMPA 491339

Signalflag Z



FL026  
1500x1000 mm  
ISSA 371536  
IMPA 491340

## GENERAL INFORMATION

WE HAVE ALL COUNTRY FLAGS ON STOCK!

We offer a wide range of tools for fixation of signs, particularly suitable for the outdoor exposure at sea or in the heavy industry.

### FOAM MOUNTING TAPE


The tape is a closed-cell, polyethylene foam, coated with a high tack / high shear acrylic adhesive. It has superior chemical and fuel resistance, and good outdoor weather resistance. Technical data can be found on page 54.



Article number	Dimensions
FMT10-020	20 mm x 10 m
FMT10-040	40 mm x 10 m
FMT10-050	50 mm x 10 m
FMT50-150	150 mm x 50 m

### SECURITY LEVEL SIGN HOLDER

Transparent sign holder in which the signs can be easily changed to inform about the current security level.



Article number	Dimension
SH-WB3	310 x 155 mm

### MOUNTING SEALANT AND ADHESIVE

A high viscosity construction sealant and adhesive, one component, fast drying, elastic, humidity curing on MS Polymer basis.

- Primerless adhesion to many surfaces
- High initial and end tack
- Fast drying
- UV stable
- Work temperature; min. +5 °C, max. +35 °C
- Temperature resistance; from – 40 °C up to 100 °C



Article number	Content
MSA-ST780	250 ml

### SET RAILINGBRACKETS STAINLESS STEEL

Pair of brackets for easy fixation signs between railing tubes without welding. Pickled and passivated Stainless Steel (SS316), comes complete with SS hose clamps, bolts, nuts, washes and teflon insulation strips. To combine with different sizes stainless steel backplates. Lay-outs, sizes of brackets and hose clamps are always custom-made per situation and available on request.



### BACKPLATES STAINLESS STEEL


Quality pickled and passivated, also for use in salt water circumstances. To combine with Stainless Steel railingbrackets. Lay-out and size available on request.





### MOUNTING PANEL RIGHT ANGLED

Coated aluminium mounting panel without safety signs. To be used in corridors for a clear view at safety signs from both directions.



Article number	Dimension
MPRA-HH	200 x 200 mm
MPRA-HJ	200 x 267 mm

### MOUNTING BOX TRIANGLE

For installation on 2" pipe. Box without safety signs. To be used in open space for a clear view at safety signs from all directions.



Article number	Dimension
MBTA-HH	200 x 200 mm
MBTA-HJ	200 x 267 mm

### MOUNTING PANEL STAINLESS STEEL

Stainless Steel mounting panel with welded-on brackets for fixation on railing tubes with SS hose clamps.



Article number	Dimension (w x h)
MPBS-GG	150 x 150 mm
MPBS-KG	300 x 150 mm
MPBS-HH	200 x 200 mm

### MOUNTING PANEL PANORAMIC

Stainless Steel or coated aluminium panel without safety signs. To be used at longer bulkheads for a clear view at the safety signs from all directions.



Article number	Dimension (w x h)
MPPA-HH	200 x 200 mm (coated aluminium)
MPPA-HJ	200 x 267 mm (coated aluminium)
MPPS-HH	200 x 200 mm (Stainless Steel)
MPPS-HJ	200 x 267 mm (Stainless Steel)

### DOUBLE FOLDED EDGE PANEL

Coated Aluminium Double Folded Edge (DFE) panel without safety sign. To be used for pole mounting with brackets. Lay-out and size available on request.



### MOUNTING PANEL CEILING

Aluminium without safety sign, for use inside accommodation on the ceiling. Can be used single- and double sided.



Article number	Dimension (w x h)
MPRE-KE	300 x 100 mm
MPRE-KG	300 x 150 mm
MPRE-MG	450 x 150 mm
MPRE-HH	200 x 200 mm
MPRE-HJ	200 x 267 mm
MPRE-XX	Other sizes on request

# PIPE MARKING





## PIPE MARKING

### INTRODUCTION



Marking pipes on ships, offshore or onshore sites is essential to ensure safety at all times. Accidents, injuries and damage to machines and equipment can be caused by the fact your crew, operators or external maintenance engineers and intervention services are unaware of the risks of the substances that flow through pipes. The importance of marking pipes becomes clear when we look at the different standards & regulations.

#### Standards & regulations

Several regional or maritime organisations require compliance with pipe marking standards. Whether it is ISO 14726, ISO 20560, ANSI, ASME A13.1, BSI 1710, DIN 2403, NORSOK or other company standards, we can supply the correct and compliant pipemarkers in any color with any print that meet these standards.

Because of this variety in global or regional standards, the new published ISO 20560 standard will realize a truly global, harmonized system of hazard recognition for pipemarking systems with uniformity of graphics, color-coding and formatting of safety messages. We can supply you with pipe markers meet the requirements of this new ISO 20560 standard.

## PIPE MARKING REQUIREMENTS

The color, the color pattern, the size, the width, the content description, the letter size, the flow direction and the safety symbols differ from one standard to another. Our markers, regardless of the sector in which they are to be used, always comply with the latest applicable standards and requirements regarding legislation and regulations.

#### Where to apply pipe markings?

- At least one in every room for every pipe and every medium
- At frequent intervals on straight pipe runs, between 3 and 5 meter
- When pipes pass through the floor, ceiling or wall, mark both sides
- When pipes change direction
- In the proximity of each valve and pump

For particular surfaces or if the pipes have a too large diameter, it is also possible to provide individual pipe markers. This marker contains all the necessary information in accordance with legislation and regulations, such as color coding, medium name, safety symbols and possibly the direction of flow. These also differ per standard.

#### Layout & Design

Within our production process we can make several different layouts of pipe marking. These layouts always include the mandatory (in most national norms & regulations) safety information:

- Flow direction
- GHS/CLP symbols and warning signs
- Pipe contents description

It has recently also become common to include process information, secondary language and more detailed information about the hazard symbols and even QR codes.

#### Customized Pipe Marking

Our fully customizable pipemarkers can include all the pipe, contents and flow information your location (both maritime, offshore or industry & chemical sectors) needs to optimally increase workplace safety and efficiency. We will produce all pipe markers using the colors according to the latest global or local regulations and your specific demands. We can supply customized pipe markers with an Self-Adhesive layer, or Non-Adhesive.



Pipe Marking according ISO 20560-1



Customized Pipe Marking





We supply pipe markers for any location (maritime, offshore or onshore) in the world. Our standard maritime program has 3 quality levels and can be fully customised to include any pipe, contents and flow information your location or customer needs.

### Single Color Pipe Marking

Single color pipe marking tape is a tape which needs to be combined with the correct color coding. Additionally, a flow direction tape can be added to the combination to enhance identification.



### Vinyl Unlaminated Pipe Marking (Economy Line)

This pipe marking tape is an economic, unlaminated vinyl. The recommended use of this tape is indoors such as a ships engine room and can be used outdoors with a short lifespan compared to PolyesPro® and the Basic Line.



### Vinyl Laminated Pipe Marking (Basic Line)

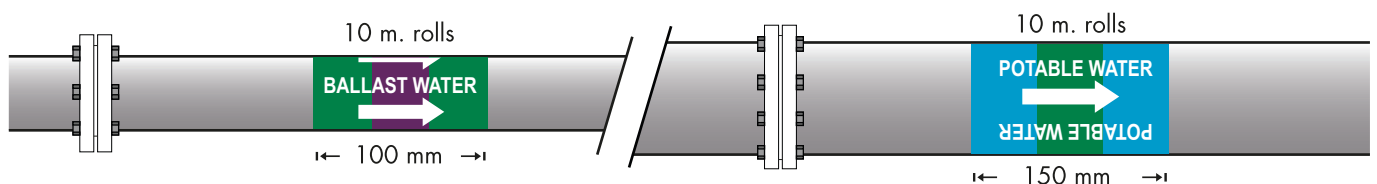
This pipe marking tape is a standard performance vinyl sandwich manufactured according to 3M™ MCST™ (Matched Component System™) production specifications. This tape comes with a gloss laminated finish and can be used outdoor and indoor in various types of environments.



See for the highend industrial solution page 166 "PolesPro®"

## ELEMENTS OF PIPE MARKING DESIGN

Our multi-color pipe marking comes standard with medium text and flow direction and is available in two sizes (100 and 150 mm wide). The pipe marking tape can also be supplied without text and flow direction upon request.



## SINGLE COLOR PIPE MARKING

COLOR	DESCRIPTION	ARTICLE NUMBER	COLOR	DESCRIPTION	ARTICLE NUMBER
	Waste media	PMT050BK		Oil other than fuel	PMT050OG
	Fresh water	PMT050BU		Steam	PMT050BSR
	Fuel	PMT050BN		Fire fighting	PMT050RD
	Sea water	PMT050GN		Air in vent. systems	PMT050WH
	Non-flammable gases	PMT050GY		Flammable gases	PMT050YE
	Masses (dry and wet)	PMT050MN		Acids and alkalis	PMT050VT
	Flow direction	PMT050AR			



















## PIPE MARKING

### MARITIME PIPE MARKING COLORCODING ACCORDING TO ISO 14726:2008













































	WASTE MEDIA	BASIC 100mm	BASIC 150mm	ECONOMY 100mm	ECONOMY 150mm
	Black water	PM2BKBU_PBZA	PM2BKBU_PBZB	PM2BKBU_PEZA	PM2BKBU_PEZB
	Waste oil	PM2BKBN_PBZA	PM2BKBN_PBZB	PM2BKBN_PEZA	PM2BKBN_PEZB
	Bilge Water	PM2BKGN_PBZA	PM2BKGN_PBZB	PM2BKGN_PEZA	PM2BKGN_PEZB
	Exhaust gas	PM2BKGY_PBZA	PM2BKGY_PBZB	PM2BKGY_PEZA	PM2BKGY_PEZB
	Grey water	PM2BKWH_PBZA	PM2BKWH_PBZB	PM2BKWH_PEZA	PM2BKWH_PEZB
	Sewage contaminated	PM2BKYE_PBZA	PM2BKYE_PBZB	PM2BKYE_PEZA	PM2BKYE_PEZB
	Black water	PM1BKBU_PBZA	PM1BKBU_PBZB	PM1BKBU_PEZA	PM1BKBU_PEZB
	Waste oil	PM1BKBN_PBZA	PM1BKBN_PBZB	PM1BKBN_PEZA	PM1BKBN_PEZB
	Bilge Water	PM1BKGN_PBZA	PM1BKGN_PBZB	PM1BKGN_PEZA	PM1BKGN_PEZB
	Exhaust gas	PM1BKGY_PBZA	PM1BKGY_PBZB	PM1BKGY_PEZA	PM1BKGY_PEZB
	Grey water	PM1BKWH_PBZA	PM1BKWH_PBZB	PM1BKWH_PEZA	PM1BKWH_PEZB
	Sewage contaminated	PM1BKYE_PBZA	PM1BKYE_PBZB	PM1BKYE_PEZA	PM1BKYE_PEZB

	FUEL	BASIC 100mm	BASIC 150mm	ECONOMY 100mm	ECONOMY 150mm
	Heavy fuel oil (HFO)	PM2BNBK_PBZA	PM2BNBK_PBZB	PM2BNBK_PEZA	PM2BNBK_PEZB
	Aviation fuel	PM2BNBU_PBZA	PM2BNBU_PBZB	PM2BNBU_PEZA	PM2BNBU_PEZB
	Biological fuel	PM2BNVT_PBZA	PM2BNVT_PBZB	PM2BNVT_PEZA	PM2BNVT_PEZB
	Gas-turbine fuel	PM2BNWH_PBZA	PM2BNWH_PBZB	PM2BNWH_PEZA	PM2BNWH_PEZB
	Marine diesel oil (MDO)	PM2BNEY_PBZA	PM2BNEY_PBZB	PM2BNEY_PEZA	PM2BNEY_PEZB
	Heavy fuel oil (HFO)	PM1BNBK_PBZA	PM1BNBK_PBZB	PM1BNBK_PEZA	PM1BNBK_PEZB
	Aviation fuel	PM1BNBU_PBZA	PM1BNBU_PBZB	PM1BNBU_PEZA	PM1BNBU_PEZB
	Biological fuel	PM1BNVT_PBZA	PM1BNVT_PBZB	PM1BNVT_PEZA	PM1BNVT_PEZB
	Gas-turbine fuel	PM1BNWH_PBZA	PM1BNWH_PBZB	PM1BNWH_PEZA	PM1BNWH_PEZB
	Marine diesel oil (MDO)	PM1BNEY_PBZA	PM1BNEY_PBZB	PM1BNEY_PEZA	PM1BNEY_PEZB

	NON-FLAMMABLE GASSES	BASIC 100mm	BASIC 150mm	ECONOMY 100mm	ECONOMY 150mm
	Oxygen	PM2GYBU_PBZA	PM2GYBU_PBZB	PM2GYBU_PEZA	PM2GYBU_PEZB
	Inert gas	PM2GYBN_PBZA	PM2GYBN_PBZB	PM2GYBN_PEZA	PM2GYBN_PEZB
	Nitrogen	PM2GYGN_PBZA	PM2GYGN_PBZB	PM2GYGN_PEZA	PM2GYGN_PEZB
	Refrigerant	PM2GYMN_PBZA	PM2GYMN_PBZB	PM2GYMN_PEZA	PM2GYMN_PEZB
	Compressed air (LP) Low Pressure	PM2GYOG_PBZA	PM2GYOG_PBZB	PM2GYOG_PEZA	PM2GYOG_PEZB
	Compressed air (HP) High Pressure	PM2GYRD_PBZA	PM2GYRD_PBZB	PM2GYRD_PEZA	PM2GYRD_PEZB
	Control air / regulating air	PM2GYVT_PBZA	PM2GYVT_PBZB	PM2GYVT_PEZA	PM2GYVT_PEZB
	Breathing air (used in submarines)	PM2GYWH_PBZA	PM2GYWH_PBZB	PM2GYWH_PEZA	PM2GYWH_PEZB
	Breathing gas (used in submarines)	PM2GYE_PBZA	PM2GYE_PBZB	PM2GYE_PEZA	PM2GYE_PEZB
	Oxygen	PM1GYBU_PBZA	PM1GYBU_PBZB	PM1GYBU_PEZA	PM1GYBU_PEZB
	Inert gas	PM1GYBN_PBZA	PM1GYBN_PBZB	PM1GYBN_PEZA	PM1GYBN_PEZB
	Nitrogen	PM1GYGN_PBZA	PM1GYGN_PBZB	PM1GYGN_PEZA	PM1GYGN_PEZB
	Refrigerant	PM1GYMN_PBZA	PM1GYMN_PBZB	PM1GYMN_PEZA	PM1GYMN_PEZB
	Compressed air (LP) Low Pressure	PM1GYOG_PBZA	PM1GYOG_PBZB	PM1GYOG_PEZA	PM1GYOG_PEZB
	Compressed air (HP) High Pressure	PM1GYRD_PBZA	PM1GYRD_PBZB	PM1GYRD_PEZA	PM1GYRD_PEZB
	Control air / regulating air	PM1GYVT_PBZA	PM1GYVT_PBZB	PM1GYVT_PEZA	PM1GYVT_PEZB
	Breathing air (used in submarines)	PM1GYWH_PBZA	PM1GYWH_PBZB	PM1GYWH_PEZA	PM1GYWH_PEZB
	Breathing gas (used in submarines)	PM1GYE_PBZA	PM1GYE_PBZB	PM1GYE_PEZA	PM1GYE_PEZB

**MARITIME PIPE MARKING COLORCODING ACCORDING TO ISO 14726:2008**


	FRESH WATER	BASIC 100mm	BASIC 150mm	ECONOMY 100mm	ECONOMY 150mm
	Fresh water, sanitary	PM2BUBN_PBZA	PM2BUBN_PBZB	PM2BUBN_PEZA	PM2BUBN_PEZB
	Potable water	PM2BUGN_PBZA	PM2BUGN_PBZB	PM2BUGN_PEZA	PM2BUGN_PEZB
	Distillate	PM2BUGY_PBZA	PM2BUGY_PBZB	PM2BUGY_PEZA	PM2BUGY_PEZB
	Gas-turbine wash water	PM2BUOG_PBZA	PM2BUOG_PBZB	PM2BUOG_PEZA	PM2BUOG_PEZB
	Feed water	PM2BUSR_PBZA	PM2BUSR_PBZB	PM2BUSR_PEZA	PM2BUSR_PEZB
	Cooling fresh water	PM2BUVT_PBZA	PM2BUVT_PBZB	PM2BUVT_PEZA	PM2BUVT_PEZB
	Chilled water	PM2BUWH_PBZA	PM2BUWH_PBZB	PM2BUWH_PEZA	PM2BUWH_PEZB
	Condensate	PM2BUYE_PBZA	PM2BUYE_PBZB	PM2BUYE_PEZA	PM2BUYE_PEZB
	Fresh water, sanitary	PM1BUBN_PBZA	PM1BUBN_PBZB	PM1BUBN_PEZA	PM1BUBN_PEZB
	Potable water	PM1BUGN_PBZA	PM1BUGN_PBZB	PM1BUGN_PEZA	PM1BUGN_PEZB
	Distillate	PM1BUGY_PBZA	PM1BUGY_PBZB	PM1BUGY_PEZA	PM1BUGY_PEZB
	Gas-turbine wash water	PM1BUOG_PBZA	PM1BUOG_PBZB	PM1BUOG_PEZA	PM1BUOG_PEZB
	Feed water	PM1BUSR_PBZA	PM1BUSR_PBZB	PM1BUSR_PEZA	PM1BUSR_PEZB
	Cooling fresh water	PM1BUVT_PBZA	PM1BUVT_PBZB	PM1BUVT_PEZA	PM1BUVT_PEZB
	Chilled water	PM1BUWH_PBZA	PM1BUWH_PBZB	PM1BUWH_PEZA	PM1BUWH_PEZB
	Condensate	PM1BUYE_PBZA	PM1BUYE_PBZB	PM1BUYE_PEZA	PM1BUYE_PEZB
	SEA WATER	BASIC 100mm	BASIC 150mm	ECONOMY 100mm	ECONOMY 150mm
	Decontamination water	PM2GNBU_PBZA	PM2GNBU_PBZB	PM2GNBU_PEZA	PM2GNBU_PEZB
	Sea water, sanitary	PM2GNBN_PBZA	PM2GNBN_PBZB	PM2GNBN_PEZA	PM2GNBN_PEZB
	Ballast water	PM2GNVT_PBZA	PM2GNVT_PBZB	PM2GNVT_PEZA	PM2GNVT_PEZB
	Cooling sea water	PM2GNYE_PBZA	PM2GNYE_PBZB	PM2GNYE_PEZA	PM2GNYE_PEZB
	Decontamination water	PM1GNBU_PBZA	PM1GNBU_PBZB	PM1GNBU_PEZA	PM1GNBU_PEZB
	Sea water, sanitary	PM1GNBN_PBZA	PM1GNBN_PBZB	PM1GNBN_PEZA	PM1GNBN_PEZB
	Ballast water	PM1GNVT_PBZA	PM1GNVT_PBZB	PM1GNVT_PEZA	PM1GNVT_PEZB
	Cooling sea water	PM1GNYE_PBZA	PM1GNYE_PBZB	PM1GNYE_PEZA	PM1GNYE_PEZB
	OILS OTHER THAN FUEL	BASIC 100mm	BASIC 150mm	ECONOMY 100mm	ECONOMY 150mm
	Thermal fluid	PM2OGBU_PBZA	PM2OGBU_PBZB	PM2OGBU_PEZA	PM2OGBU_PEZB
	Lubrication oil for gas turbines	PM2OGGN_PBZA	PM2OGGN_PBZB	PM2OGGN_PEZA	PM2OGGN_PEZB
	Hydraulic fluid	PM2OGGY_PBZA	PM2OGGY_PBZB	PM2OGGY_PEZA	PM2OGGY_PEZB
	Lubrication oil for steam turbines	PM2OGSR_PBZA	PM2OGSR_PBZB	PM2OGSR_PEZA	PM2OGSR_PEZB
	Lubrication oil for gears	PM2OGVT_PBZA	PM2OGVT_PBZB	PM2OGVT_PEZA	PM2OGVT_PEZB
	Lubr. oil for internal combustion engines	PM2OGYE_PBZA	PM2OGYE_PBZB	PM2OGYE_PEZA	PM2OGYE_PEZB
	Thermal fluid	PM1OGBU_PBZA	PM1OGBU_PBZB	PM1OGBU_PEZA	PM1OGBU_PEZB
	Lubrication oil for gas turbines	PM1OGGN_PBZA	PM1OGGN_PBZB	PM1OGGN_PEZA	PM1OGGN_PEZB
	Hydraulic fluid	PM1OGGY_PBZA	PM1OGGY_PBZB	PM1OGGY_PEZA	PM1OGGY_PEZB
	Lubrication oil for steam turbines	PM1OGSR_PBZA	PM1OGSR_PBZB	PM1OGSR_PEZA	PM1OGSR_PEZB
	Lubrication oil for gears	PM1OGVT_PBZA	PM1OGVT_PBZB	PM1OGVT_PEZA	PM1OGVT_PEZB
	Lubr. oil for internal combustion engines	PM1OGYE_PBZA	PM1OGYE_PBZB	PM1OGYE_PEZA	PM1OGYE_PEZB
	FLAMMABLE GASES	BASIC 100mm	BASIC 150mm	ECONOMY 100mm	ECONOMY 150mm
	Hydrogen	PM2YEBU_PBZA	PM2YEBU_PBZB	PM2YEBU_PEZA	PM2YEBU_PEZB
	Acetylene	PM2YEGY_PBZA	PM2YEGY_PBZB	PM2YEGY_PEZA	PM2YEGY_PEZB
	Liquid gas	PM2YEVN_PBZA	PM2YEVN_PBZB	PM2YEVN_PEZA	PM2YEVN_PEZB
	Hydrogen	PM1YEBU_PBZA	PM1YEBU_PBZB	PM1YEBU_PEZA	PM1YEBU_PEZB
	Acetylene	PM1YEGY_PBZA	PM1YEGY_PBZB	PM1YEGY_PEZA	PM1YEGY_PEZB
	Liquid gas	PM1YEVN_PBZA	PM1YEVN_PBZB	PM1YEVN_PEZA	PM1YEVN_PEZB



## PIPE MARKING

### MARITIME PIPE MARKING COLORCODING ACCORDING TO ISO 14726:2008



	FIRE-FIGHTING/FIRE PROTECTION	BASIC 100mm	BASIC 150mm	ECONOMY 100mm	ECONOMY 150mm
	Fire-fighting water	PM2RDGN_PBZA	PM2RDGN_PBZB	PM2RDGN_PEZA	PM2RDGN_PEZB
	Fire-fighting gas	PM2RDGY_PBZA	PM2RDGY_PBZB	PM2RDGY_PEZA	PM2RDGY_PEZB
	Sprinkler water	PM2RDOG_PBZA	PM2RDOG_PBZB	PM2RDOG_PEZA	PM2RDOG_PEZB
	Spray water	PM2RDVT_PBZA	PM2RDVT_PBZB	PM2RDVT_PEZA	PM2RDVT_PEZB
	Fire-fighting powder	PM2RDWH_PBZA	PM2RDWH_PBZB	PM2RDWH_PEZA	PM2RDWH_PEZB
	Fire-fighting foam	PM2RDYE_PBZA	PM2RDYE_PBZB	PM2RDYE_PEZA	PM2RDYE_PEZB
	Fire-fighting water	PM1RDGN_PBZA	PM1RDGN_PBZB	PM1RDGN_PEZA	PM1RDGN_PEZB
	Fire-fighting gas	PM1RDGY_PBZA	PM1RDGY_PBZB	PM1RDGY_PEZA	PM1RDGY_PEZB
	Sprinkler water	PM1RDOG_PBZA	PM1RDOG_PBZB	PM1RDOG_PEZA	PM1RDOG_PEZB
	Spray water	PM1RDVT_PBZA	PM1RDVT_PBZB	PM1RDVT_PEZA	PM1RDVT_PEZB
	Fire-fighting powder	PM1RDWH_PBZA	PM1RDWH_PBZB	PM1RDWH_PEZA	PM1RDWH_PEZB
	Fire-fighting foam	PM1RDYE_PBZA	PM1RDYE_PBZB	PM1RDYE_PEZA	PM1RDYE_PEZB

	AIR IN VENTILATION SYSTEMS	BASIC 100mm	BASIC 150mm	ECONOMY 100mm	ECONOMY 150mm
	Discharge air	PM2WHBL_PBZA	PM2WHBL_PBZB	PM2WHBL_PEZA	PM2WHBL_PEZB
	Mechanical supply air, cold	PM2WHBU_PBZA	PM2WHBU_PBZB	PM2WHBU_PEZA	PM2WHBU_PEZB
	Natural exhaust air	PM2WHBN_PBZA	PM2WHBN_PBZB	PM2WHBN_PEZA	PM2WHBN_PEZB
	Atmospheric air	PM2WHGN_PBZA	PM2WHGN_PBZB	PM2WHGN_PEZA	PM2WHGN_PEZB
	Mechanical exhaust air	PM2WHGY_PBZA	PM2WHGY_PBZB	PM2WHGY_PEZA	PM2WHGY_PEZB
	Decontaminated supply air	PM2WHMN_PBZA	PM2WHMN_PBZB	PM2WHMN_PEZA	PM2WHMN_PEZB
	Mechanical recirculated air	PM2WHOG_PBZA	PM2WHOG_PBZB	PM2WHOG_PEZA	PM2WHOG_PEZB
	Mechanical supply air warm	PM2WHSR_PBZA	PM2WHSR_PBZB	PM2WHSR_PEZA	PM2WHSR_PEZB
	Smoke clearance	PM2WHRD_PBZA	PM2WHRD_PBZB	PM2WHRD_PEZA	PM2WHRD_PEZB
	Conditioned supply air	PM2WHVT_PBZA	PM2WHVT_PBZB	PM2WHVT_PEZA	PM2WHVT_PEZB
	Natural supply air	PM2WHYE_PBZA	PM2WHYE_PBZB	PM2WHYE_PEZA	PM2WHYE_PEZB
	Discharge air	PM1WHBL_PBZA	PM1WHBL_PBZB	PM1WHBL_PEZA	PM1WHBL_PEZB
	Mechanical supply air, cold	PM1WHBU_PBZA	PM1WHBU_PBZB	PM1WHBU_PEZA	PM1WHBU_PEZB
	Natural exhaust air	PM1WHBN_PBZA	PM1WHBN_PBZB	PM1WHBN_PEZA	PM1WHBN_PEZB
	Atmospheric air	PM1WHGN_PBZA	PM1WHGN_PBZB	PM1WHGN_PEZA	PM1WHGN_PEZB
	Mechanical exhaust air	PM1WHGY_PBZA	PM1WHGY_PBZB	PM1WHGY_PEZA	PM1WHGY_PEZB
	Decontaminated supply air	PM1WHMN_PBZA	PM1WHMN_PBZB	PM1WHMN_PEZA	PM1WHMN_PEZB
	Mechanical recirculated air	PM1WHOG_PBZA	PM1WHOG_PBZB	PM1WHOG_PEZA	PM1WHOG_PEZB
	Mechanical supply air warm	PM1WHSR_PBZA	PM1WHSR_PBZB	PM1WHSR_PEZA	PM1WHSR_PEZB
	Smoke clearance	PM1WHRD_PBZA	PM1WHRD_PBZB	PM1WHRD_PEZA	PM1WHRD_PEZB
	Conditioned supply air	PM1WHVT_PBZA	PM1WHVT_PBZB	PM1WHVT_PEZA	PM1WHVT_PEZB
	Natural supply air	PM1WHYE_PBZA	PM1WHYE_PBZB	PM1WHYE_PEZA	PM1WHYE_PEZB

	STEAM	BASIC 100mm	BASIC 150mm	ECONOMY 100mm	ECONOMY 150mm
	Steam for heating purposes	PM2SRBK_PBZA	PM2SRBK_PBZB	PM2SRBK_PEZA	PM2SRBK_PEZB
	Driving steam	PM2SRGN_PBZA	PM2SRGN_PBZB	PM2SRGN_PEZA	PM2SRBK_PEZB
	Exhaust system	PM2SRWH_PBZA	PM2SRWH_PBZB	PM2SRWH_PEZA	PM2SRWH_PEZB
	Supply steam	PM2SRYE_PBZA	PM2SRYE_PBZB	PM2SRYE_PEZA	PM2SRYE_PEZB
	Steam for heating purposes	PM1SRBK_PBZA	PM1SRBK_PBZB	PM1SRBK_PEZA	PM1SRBK_PEZB
	Driving steam	PM1SRGN_PBZA	PM1SRGN_PBZB	PM1SRGN_PEZA	PM1SRBK_PEZB
	Exhaust system	PM1SRWH_PBZA	PM1SRWH_PBZB	PM1SRWH_PEZA	PM1SRWH_PEZB
	Supply steam	PM1SRYE_PBZA	PM1SRYE_PBZB	PM1SRYE_PEZA	PM1SRYE_PEZB



**MARITIME PIPE MARKING COLORCODING ACCORDING TO ISO 14726:2008**

## POLYESPRO® PIPE MARKING

We are supplier of the specially developed PolyesPro® pipe markings. This product is the highest available quality pipe marking and has a better temperature resistance, therefore a longer service life and improved colourfastness. The tape comes with all the usual 3M™ guarantees. PolyesPro® pipeline markings are made out of two layers; a PVC free polyester base material with the image, finished with a protective laminate. As a result, the material is suitable for insulated pipes, painted pipes and stainless steel pipes.

### Benefits of PolyesPro®:

- UV-resistant
- Scratch-resistant
- Usable in extreme weather condition
- Withstand chemicals
- Strong adhesive
- Greater thickness
- Temperature resistance -40 °C up to +130 °C





## PIPE MARKING

### PRECOILED PIPE MARKERS, REMOVABLE POLYESPRO®

Removable PolyesPro® Pipe Marking film is a high performance non-PVC polyester sandwich, manufactured according to 3M™ production specifications, for the marking of pipes and pipeline systems. With a 3M™ base polyester material printed with LED UV Inkjet on a 3M™ Configured Printer and a 3M™ Protective Laminate, this Pipe Marking product can be used in demanding environments, and with a long expected lifetime. Legends can include warning signs, GHS symbol, pipe origin and destination, line number, QR and bar codes in addition to pipe contents.

The PreCoiled pipe markers allow for very quick installation aboard ships, platforms and industrial plants.

This product features a high-quality adhesive strip for fast and effective wrapper attachment.



#### Benefits of PreCoiled pipe markers

- Developed for general purpose pipe identification harsh conditions for application in maritime, offshore, petro-chemical & refinery industry
- Can be used on dirty, oily, greasy or rough surfaced piping systems
- Meets various Standards like ISO 20560, DIN, ASME / ANSI Standard, BSI, etc.
- Precoiled PolyesPro® pipe markers are UV resistant , durable and can be replaced and reused.





# SAFETY SIGNAGE IMPLEMENTATION & CERTIFICATION





## SAFETY SIGNAGE

### IMPLEMENTATION AND CERTIFICATION

Development and installation of an effective and compliant safety signage system has been our core business for many years. Whether it is on a cruise ship, ferry, oil rig, container ship or tanker, the safety of the crew and passengers is our top priority when implementing such a system.

Our safety signage portfolio consists of:

- Escape Route signage (including Low Location Lighting)
- Safety plans / Safety instruction signs
- Fire & Rescue signage
- Fire Control signage
- Warning / Prohibition / Mandatory signs
- Pipe marking
- ISPS signs

In order to implement an effective and compliant safety signage system, we approach each project systematically, based on our main pillar under success: good project management and knowledge of regulations and standards.

#### Project management

Our organization and teams have the knowledge and experience to successfully manage complex, time-sensitive safety signage and Low Location Lighting projects



in line with your embarkation- and safety plan and safety procedures. Our time-tested techniques serve as an industry model, and our people represent the best in the safety signage business.

Once the scope, tasks and milestones are determined, a dedicated Project Manager is appointed to lead the project and act as the primary contact throughout the life of the project. Project team members are assembled from engineering, drawing, production and installation departments.

The steps we take to ensure the most optimal project result, are based on years of experience and can be considered a best practice to deliver an effective and efficient safety signage system:

- Site survey
- Budgeting
- Engineering & Design
- Production
- Class approved drawings
- Installation
- Low Location Lighting installation, measurements and class-approval guidance\*
  - Photoluminescent Low Location Lighting
  - Electrical Low Location Lighting
  - As-built signmanual
- Maintenance

\*In case of newbuild ships, we can provide the delivery documentation and certification documents for approval by the classification society.

#### Site survey

Most of the times, we progress based on the ship's General Arrangement drawings, fire control & safety plans or embarkation plans\* and no site survey is needed to create a preliminary sign plan.

If a site survey is needed, we evaluate the current status of your existing signage. Evaluation of all or individual on-board signage areas: safety, technical, crew and pax. This survey will be accompanied by a detailed technical illustrative report: a sign plan. With this survey, we can assess and evaluate the current state of the safety signage system related to relevant IMO resolutions and ISO standards, listing all the findings in the sign plan. In our report, we not only look at the technical state of the signage, but we also report on the state of the signage in terms of compliance with regulations and standards that are applicable in your situation.

\*In case your ship or offshore location does not have any fire control & safety plan or embarkation plan, we can develop it for you.

## IMPLEMENTATION AND CERTIFICATION



### Budgeting

Based on the customer's requirements, and after a close study of the general arrangement drawings, fire control & safety plans or embarkation plans (and results from the site survey when applicable) it is possible to determine what the scope of the project is. We can now make an estimation of the impact and costs involved to implement an effective safety signage system or escape route signage system. Such a system ideally consists of 5 elements that together form the system:

- Low Location Lighting, including signs
  - Photoluminescent Low Location Lighting
  - Electrical Low Location Lighting
- High located Escape signage indicating how to reach the assembly stations and embarkation stations
- Electrical escape signs
- Safety Instructions for passengers and crew (in the cabins and public areas)
- Other safety signs installed at eye level for fire fighting, rescue, fire control, damage control, etc. car-deck safety signage for passengers and other safety signage for safe work of crew

Our way of engineering will always try to avoid an 'overload' of signs, as such an overload of signs does not improve the feeling of safety onboard a ship.

### Engineering & Design

Our engineering services include various activities in order to produce a signplan. Based on the available general arrangement drawings and/or results from a site survey we create a signplan, which is developed in accordance with current regulations and standards. In the end, the sign plan provides a clear overview

of any present and required safety signage onboard your ship according to regulations and standards. This allows you to be in control of the safety signage on your ship or offshore location. A sign plan opens the opportunity to partake in the design process before the safety signage becomes permanent. This workflow guarantees a uniform appearance and an efficient and practical implementation of all safety signage.

Years of experience in compiling safety sign systems allows us to survey and map even the most complex locations and installations with competency and efficiency.

Our design services will make sure to follow any branding guidelines when designing the non-standard signage elements (signage that has your logo on it) on your ship or offshore location.

### Production

In our own certified SafeSign production facilities, with modern equipment and the manpower we execute production for your largest projects. All standard signs we have on stock for flexible and fast service.

We are experts at maximizing efficiency, and have the flexibility to adapt our production processes to match the demands and specifications of your program.

As part of our rigorous quality control measures, all products are inspected at our facilities. Since the majority of our products are constructed in-house, we can assure product quality, no matter the design, or how



## SAFETY SIGNAGE

### IMPLEMENTATION AND CERTIFICATION

many signs you require. Because of our focus on long life quality signage products, you can be assured of a lower Total Cost of Ownership of our signage vs. low cost, low quality signage that is available on the market today. When we deliver a safety signage project to you, you can be sure to be maintenance-free for the foreseeable future.

Our Safety Signage Products are certified as well:

- IMO safety signs – DNV
- Low Location Lighting (photoluminescent and electrical) – DNV
- Pipe marking – PolyesPro®, a pipe marking vinyl that was jointly developed with 3M
- SOLAS Retro Reflective tape – DNV

### Installation

In order to implement the sign plan on your ship(s), an experienced installation team is dispatched to a location to complete all required work. Our installation teams have the capability to service you anywhere in the world. Teams arrive at your ship or offshore location equipped with the information gathered from the survey and sign plan, assuring that they have all the required equipment and tools needed to complete the job to your satisfaction. Along with the site-specific information, installation teams are advised of the customers installation expectation that include quality wall repair, cleanliness of installed products, and maintenance of safe and clean work area. In case of the use of local installation teams, we can provide installation supervision.



Signwell takes care of the entire process. Everything from planning to realisation of the complete safety signage system. With our expertise based on decades of work within the Maritime Industry, we guide our customers through the entire classification process.



### Class approvals

Signwell is fully certified to carry out LLL measurements, so together with our certified products we fulfil all necessary tasks for certification of the whole safety sign system in compliance with embarkation plan, fire-control plan and all relevant regulations and standards.

Our team will do the engineering and layout and produce the safety signs and LLL in our production facilities, in order for us to adequately realise your deliveries and projects. We produce our products by appropriate quality requirements, to endure the environment and desired life span. Our professional installation team specialized in Low Location Lighting and safety signage Systems, will take care of the implementation, and make sure that the System is installed correctly. Are you in need of a new system or in need for replacement of your old?

### Maintenance

After implementation/installation, the sign plan serves as a reference and as a basis for future maintenance of all signage. We understand the importance of regular maintenance and repairs, and offer various maintenance contracts to keep your signage looking at its best. If you have invested in high-quality signage, it makes sound business sense to ensure that it is kept in good condition, to maintain its visual impact and safety.

Maintenance of photoluminescent Low Location Lighting is to be performed every 5 years, by testing all systems. Our engineers are able to test your LLL systems onboard with fully certified test equipment and procedures, as certified by DNV.



## Curious?

Curious about the possibilities?  
Contact our team today!

+358 (0) 40 900 70 80

+358 (0) 19 265 6600

sales@signwell.fi

Ajurinpuisto 2 - 10600 TAMMISAARI - FINLAND

## Mapping

## Planning

## Assembling

## Updating



Visit our website:

**SIGNWELL.FI**

© COPYRIGHT SIGNWELL OY. - all rights reserved



**SIGN & SAFETY  
SUPPLIER**